



City of Alpine Fiscal Year 2020-2021 Adopted BUDGET


This budget will raise more total property taxes than last year’s budget by \$18,113, which is a 1.6 % increase from last year’s budget. The property tax revenue to be raised from new property is 14,759. The amounts are based on the City’s proposed fiscal year 2021 property tax rate of 55.3753 cents per \$100 of assessed valuation.

Property Tax Rate Comparison:

Per \$100 Valuation

	<u>FY2019 - 2020</u>	<u>FY2020-2021</u>
Proposed Tax Rate:	0.545100/\$100	0.553753/\$100
No New Revenue Tax Rate:	0.545100/\$100	0.553753/\$100
Voter Approval Tax Rate:	1.080900/\$100	0.593476/\$100
Debt Rate:	0.040770/\$100	0.040920/\$100

Total debt obligation for City of Alpine FY2020-2021 Budget secured by property taxes: \$147,279.



FY2020-2021 ADOPTED BUDGET



TABLE OF CONTENTS

BUDGET MESSAGE FROM CITY MANAGER	4
CITY-WIDE TOTALS	7
GENERAL FUND REVENUE	13
GENERAL FUND EXPENSES	17
WATER/SEWER/SANITATION REVENUE	37
WATER/SEWER/SANITATION EXPENSES	39
AIRPORT REVENUE	47
AIRPORT EXPENSES	48
HOTEL REVENUE	52
HOTEL EXPENSES	54
GAS DEPARTMENT REVENUE	58
GAS DEPARTMENT EXPENSES	59
DEBT SERVICE	62
5 YEAR CAPITAL PLAN	65

Honorable Mayor and City Council,

Enclosed is the proposed budget for the fiscal year beginning Oct. 1, 2020 and ending Sept. 30, 2021. The proposed budget, which does not call for a tax rate or revenue increase, reflects a 10.13% increase in spending from the previous year's budget in order to support the increased paving spending the City agreed to in February 2020 along with increased staffing efforts for our Police and Utility Departments. The increase in spending will be achieved through utilization of reserve funds and other dollars not previously spent in 2018 and 2019.

The survey questions directed to the team in June, coupled with the output from our Budget Workshops, provided some overarching goals that are valuable in the finalization of this year's proposed budget.

I have broken down some thoughts of the major portions of the budget below.

Highlights of the Proposed Budget Include

Ad Valorem Tax Rate

The proposed budget keeps the amount of taxes collected the same as the prior year. This is considered the no new revenue tax rate. Property valuations this year were by and large stagnant which yielded no new revenue growth at our current tax rate. Our administration believes that we do not need to increase the tax rate, rather utilize stranded dollars that had not been used in 2018 and 2019 when the paving program was significantly scaled back. The City has worked diligently over the last several years to maintain or lower the tax rate. The School District has recently passed a large bond which will put pressures on the taxpayers in the community and the City will continue to look at mitigating tax rate increases to help the citizens in the community.

Five Year Capital Plan

The capital plan has been updated and provided to the Council and the community. We continue to integrate core asset needs into the expense budget and try to eliminate the need of taking on additional debt. We are targeting work in our Utilities division this year, along with additional work at our Airport and Parks.

Roads-Streets

Our sealcoat program during the current year, coupled with our continued projects to rebuild streets with an outside vendor have been providing positive traction. We are targeting additional sealcoat work with our Public Works team for this upcoming year and believe the quality of aggregate we are receiving from the CSA plant has helped with durability and aesthetics across the community. Also, the project we approved in February of 2020 through the outside Vendor Jarrett Dirt Works will be completed in this upcoming year.

Employee Salaries

For the upcoming fiscal year, we are targeting a 3% raise average for the employee base. Our continued strategy this year will be to also raise those rates through employee development initiatives and we have budgeted accordingly. One of the largest issues the City faces (both as an employer and community as a whole) is the development of good qualified applicant pools of persons ready and willing to take on longer term employment. We routinely hear that from employers in town and will continue to work back with AISD and SRSU on programs to help satiate these needs. With Pete Gallego taking over as President of SRSU, we believe the Industrial Arts program(s) will revive and help provide better skill development within the community and region.

Water/Sewer/Sanitation

Preventative maintenance programs on key equipment, WWTP improvements and SCADA rehabilitation have been a focus through our expense and capital spending this past year. Preventative maintenance can substantially lessen service interruptions, which allows our employees to focus on build and proactive work projects. Our theme in the WSS budget this year is to continue to allocate dollars towards those needs and ensure we are increasing reliability in the future. We will also be building out our Water distribution capital plan in the fall of 2020 and believe this will help us navigate through a more robust 5-year Capital program and allow us to relook at our Utility billing rates.

Airport

We continue to work on the engineering and design work for the \$900K lighting replacement project. Once the final dollar amounts are firmed up from TxDOT (sometime in 2020-21), the City will be able to complete an amendment and give the go-ahead for the final phases of the work. We have budgeted a little over \$50K in this year's budget already, but will identify an amendment to complete the rest when TxDOT requests the payment. We continue to have a good fund balance in our Gas fund and will look first at that for an equity transfer (similar to years past).

We have also recently completed our 10% contribution for the R-19 sealcoat project and are excited to see its completion in the near future.

All other efforts are designed to attract additional users and tourists to our facility. The Airport continues to provide necessary services for our residents related to package delivery and medical air evacuation.

HOT Fund

The Coronavirus pandemic has caused much change in our tourism approach since March 2020. Providing a balance between advertising for tourism, while maintaining our sense of health, wellbeing and safety has been paramount. Most events have been canceled an/or replaced with virtual type events. This will continue to build excitement for our community as the travel reshapes into what tourism represents in the future.

Currently, our distribution of funds targets the following activities:

- Advertising through the major publications in the state and social media strategy - these activities are implemented through the work of Chris Ruggia.
- Sponsorship dollars handed out to various events throughout the year – Our newly formed HOT Committee will review and make recommendations in September 2020.
- Visitor Center Support - Currently being run by the City.
- Support of the Arts - The fund can also allocate up to 15% of its' dollars in support of the Arts (ie - Museum of the Big Bend)

We are proposing a \$425K revenue budget this year which will be approximately a 35% decrease from the previous year. We are looking for new outdoor events to fill in on slower weekends and give people additional reasons to visit outdoor environments where social distancing can be achieved. We also have redirected some of our staff work to support safe lodging and dining requirements to better position our community as a safer option to consider when tourism begins to expand again in the future.

Coronavirus Pandemic

As a result of the Coronavirus Pandemic, we are working with Council on our Financial Policy and dedication of specific dollars annually to Reserves. That policy and expectations will continue to be discussed in open meetings as we better understand any longer-term impacts from the Pandemic and potential relief dollars at the State and Federal level.

Grant Expectations

The City of Alpine has hired a Grants Administrator this past year and is actively soliciting for additional project dollars in a heightened capacity. As we are successful in obtaining many of these grants, it will be necessary to look at our Fund Balances and re-allocate dollars to support the grants and ancillary activities that arise from implementation.

Final Thoughts

In conclusion, the team has put a lot of effort into the preparation of this year's proposed budget and we look forward to working with Council through the public hearing and approval process. We are grateful to start the work on Economic Development and the renewal of activities from our 2016 Vision Plan to help Alpine and Brewster County to continue to develop.

Sincerest Regards,

Erik Zimmer
City Manager



FY2021 ADOPTED BUDGET


CITY-WIDE TOTALS

**CITY OF ALPINE, TEXAS
COMBINED BUDGET SUMMARIES**

<u>REVENUE</u>	<u>AMENDED</u> <u>FY 2019-2020</u>	<u>PROPOSED</u> <u>FY 2020-2021</u>	
NON DEPARTMENTAL – GENERAL	\$ 45,500	\$ 40,000	
ADMINISTRATION	\$ 881,378	\$ 881,542	
MUNICIPAL COURT	\$ 42,600	\$ 39,600	
POLICE	\$ 3,700	\$ 4,750	
AD VALOREM TAX	\$ 1,970,944	\$ 1,970,944	
BULINDING SERVICES	\$ 74,900	\$ 60,500	
ANIMAL CONTROL	\$ 50,420	\$ 46,950	
PARKS / COMMUNITY RECREATION	\$ 25,000	\$ 17,850	
STREETS	\$ 97,200	\$ 98,700	
TRANSFERS	\$ -	\$ 1,122,784	
ALL TAXES	\$ 1,882,000	\$ 1,907,000	
FIRE DEPARTMENT	\$ 75,000	\$ 25,000	
General Fund Sub-Total	\$ 5,148,642	\$ 6,215,620	
INTEREST & SINKING	\$ 146,918	\$ 146,918	
NON DEPARTMENTAL – ENTERPRISE	\$ 60,800	\$ 60,200	
WATER	\$ 1,800,500	\$ 1,800,500	
SEWER	\$ 840,000	\$ 840,000	
SANITATION / RECYCLING	\$ 2,136,000	\$ 2,241,000	
TRANSFERS	\$ 12,028	\$ 151,577	
AIRPORT	\$ 633,600	\$ 661,600	
GAS FUND	\$ 1,954,500	\$ 2,168,730	
Enterprise Fund Sub-Total	\$ 7,437,428	\$ 7,923,607	
Tourism Fund - Hotel Occupancy Tax Sub-Total	\$ 625,000	\$ 425,000	
TOTAL REVENUE	\$ 13,357,988	\$14,711,145	10.13%

**CITY OF ALPINE, TEXAS
COMBINED BUDGET SUMMARIES**

EXPENDITURES			
NON DEPARTMENTAL – GENERAL	\$	533,825	\$ 562,626
CITY GOVERNMENT	\$	119,574	\$ 123,274
ADMINISTRATION	\$	394,718	\$ 401,733
HUMAN RESOURCE	\$	26,858	\$ 28,247
FINANCE	\$	381,442	\$ 409,562
MUNICIPAL COURT	\$	54,868	\$ 54,349
SUNSHINE HOUSE	\$	-	\$ -
NEIGHBORHOOD CENTER	\$	-	\$ -
POLICE	\$	1,254,303	\$ 1,398,039
FIRE DEPARTMENT	\$	67,276	\$ 62,418
AD VALOREM TAX	\$	-	\$ -
BUILDING SERVICES	\$	219,999	\$ 225,238
ANIMAL CONTROL	\$	289,874	\$ 328,221
PARKS / COMMUNITY RECREATION	\$	398,064	\$ 430,003
STREETS	\$	1,272,192	\$ 2,029,044
BUILDING MAINTENENACE	\$	135,649	\$ 162,866
General Fund Sub-Total	\$	5,148,642	\$ 6,215,620
INTEREST & SINKING	\$	146,918	\$ 146,918
NON DEPARTMENTAL – UTILITY BILLING	\$	371,078	\$ 379,748
WATER	\$	1,598,639	\$ 1,806,013
SEWER	\$	656,210	\$ 834,316
WATER/WASTE WATER RESERVES	\$	161,914	\$ -
SANITATION / RECYCLING	\$	2,061,487	\$ 2,073,200
AIRPORT	\$	633,600	\$ 661,600
GAS FUND	\$	1,675,829	\$ 1,893,730
GAS FUND TRANSFER	\$	278,671	\$ 275,000
Enterprise Fund Sub-Total	\$	7,437,428	\$ 7,923,607
Tourism Fund - HOT Sub-Total	\$	625,000	\$ 425,000
TOTAL EXPENDITURES	\$	13,357,988	\$14,711,145 10.13%



FY 2020-2021 ADOPTED BUDGET

GENERAL FUND

GENERAL FUND

REVENUE	FY 19-20 Budget	Proposed 20-21	difference	EXPENSE	FY 19-20 Budget	Proposed 20-21	difference
NON DEPARTMENTAL	\$ 40,000	\$ 40,000	\$ -	NON DEPARTMENTAL	\$ 533,825	\$ 562,626	\$ 28,801
ADVALOREM TAXES	\$ 1,970,944	\$ 1,970,944	\$ -				
CITY SALES TAX	\$ 1,882,000	\$ 1,907,000	\$ 25,000				
				CITY COUNCIL	\$ 119,574	\$ 123,274	\$ 3,700
ADMINISTRATIVE	\$ 881,378	\$ 881,541	\$ 163	ADMINISTRATION	\$ 394,718	\$ 401,733	\$ 7,015
INTEREST	\$ 5,500		\$ (5,500)	MUNICIPAL COURT	\$ 54,868	\$ 54,349	\$ (519)
MUNICIPAL COURT	\$ 42,600	\$ 39,600	\$ (3,000)	POLICE DEPARTMENT	\$ 1,254,303	\$ 1,398,039	\$ 143,736
				FIRE DEPARTMENT	\$ 67,276	\$ 62,418	\$ (4,858)
POLICE DEPARTMENT	\$ 3,700	\$ 4,750	\$ 1,050	BUILDING SERVICES	\$ 219,999	\$ 225,238	\$ 5,239
FIRE DEPARTMENT	\$ 75,000	\$ 25,000	\$ (50,000)	HUMAN RESOURCES	\$ 26,858	\$ 28,247	\$ 1,389
BUILDING SERVICES	\$ 74,900	\$ 60,500	\$ (14,400)	FINANCE DEPARTMENT	\$ 381,442	\$ 409,562	\$ 28,120
ANIMAL CONTROL	\$ 50,420	\$ 46,950	\$ (3,470)	ANIMAL CONTROL	\$ 289,874	\$ 328,221	\$ 38,347
PARKS & POOL	\$ 25,000	\$ 17,850	\$ (7,150)	BUILDING MAINTENANCE	\$ 135,649	\$ 162,866	\$ 27,217
STREET DEPARTMENT	\$ 97,200	\$ 98,700	\$ 1,500	PARKS-POLL DEPT	\$ 398,064	\$ 430,003	\$ 31,939
				STREETS DEPARTMENT	\$ 1,272,192	\$ 2,029,044	\$ 756,852
TRANSFERS		\$ 1,122,784	\$ (1,122,784)	TRANSFERS	\$ -	\$ -	\$ -
TOTAL	\$ 5,148,642	\$ 6,215,619	\$ 1,066,977	TOTAL	\$ 5,148,642	\$ 6,215,620	\$ 1,066,978
Employee Cost of Living	3%			TOTAL SALARY DIFFERENCE		\$ 119,772	
Health Insurance Increase	8%			TOTAL EMPLOYEE BENEFITS DIFFERENCE		\$ 90,808	
Liability/Property Ins Increase	10%			TOTAL OPERATIONAL COSTS DIFFERENCE		\$ 884,092	
Workman's Comp Increase	10%						
2021 Retirement Rate	2.24%						
Unemployment Rate Increase	10%						
				GREEN FILLED ITEMS REPRESENT CAPITAL IMPROVEMENTS/ASSETS			
				BLUE FILLED ITEMS REPRESENT GRANT POSSIBILITIES			
2020-2021 PRIORITIES							
STAFFING							
INFRASTRUCTURE - ROADS							

FY 2019-2020 Estimated Fund Balance		FY 2019 - 2020 Estimated Reserves	
Beginning Fund Balance 9/30/2019	\$ 1,710,875.00	TexStar	\$ 610.00
2019-2020 Projected Year End - Revenue	\$ 4,206,855.00	TXClass - Capital Improvements	\$ 572,150.00
			Dedicated to Street Improvements
2019-2020 Projected Year End - Expenses	\$ 4,406,450.00	TXClass - Airport Reserve	\$ 28,250.00
Restricted Fund Balance	\$ 7,982.00	TXClass - HOT Reserve	\$ 86,000.00
Committed Fund Balance	\$ 418,823.00		
Other Committed Fund Balance	\$ 21,702.00	TXClass - Creek Project	\$ 228,000.00
			\$50,000 dedicated to Splash Pad
Unassigned Fund Balance	\$ 1,062,753.00	TXClass - Fire Dept	\$ 196,500.00
Estimated Total Fund Balance	\$ 1,511,260.00	TXClass - Water/Sewer Infrastructure	\$ 780,000.00
Difference	\$ (199,615.00)		

GENERAL FUND REVENUES								
ACCOUNT NUMBER	DESCRIPTION	2019-2020			PROPOSED BUDGET			
		2016-2017 Actual	2017-2018 Actual	2018-2019 Actual	Amended Budget	2019-2020 Actual	2020-2021	
NON-DEPARTMENTAL								
01-520-1000	SALE-CITY PROPERTY/ EASEMENTS	\$0.00	\$30,175.00	\$2,600.00	\$25,000.00	\$10,000.00	\$	25,000
01-520-2000	WORKMAN'S COMP REFUND	\$9,047.26	\$8,649.27	\$0.00	\$0.00	\$0.00	\$	-
01-520-9000	AUCTION	\$0.00	\$4,740.00	\$0.00	\$15,000.00	\$3,400.00	\$	15,000
TOTAL		\$9,047.26	\$43,564.27	\$2,600.00	\$40,000.00	\$13,400.00	\$	40,000
INTEREST RESERVE ACCOUNTS								
01-521-0001	TEXSTAR	\$4.36	\$9.10	\$13.98	\$500.00	\$5.11	\$	500
01-521-0002	TXCLASS CAPITAL IMPROVEMENTS	\$2,674.38	\$7,581.86	\$324.63	\$5,000.00	\$57,784.30	\$	5,000
01-521-0003	TXCLASS FIRE ASSISTANCE	\$0.00	\$0.00	\$4,735.75	\$0.00	\$2,090.71	\$	-
01-521-0004	TXCLASS CREEK PROJECT	\$0.00	\$0.00	\$5,498.25	\$0.00	\$2,426.01	\$	-
TOTAL		\$2,678.74	\$7,590.96	\$10,572.61	\$5,500.00	\$562,306.13	\$	5,500
ADMINISTRATIVE								
01-523-0090	ENTERPRISE ADMINISTRATIVE FEE	\$420,216.00	\$443,477.00	\$434,062.00	\$458,344.00	\$234,272.00	\$	458,344
01-523-0100	ENTERPRISE FRANCHISE FEE	\$267,353.19	\$297,399.77	\$296,650.32	\$336,550.00	\$146,412.46	\$	336,550
01-523-1303	Beer & Wine Permits	\$3,655.00	\$3,267.50	\$14,788.90	\$15,000.00	\$5,310.00	\$	15,000
01-523-1305	REZONING/VARIANCES	\$3,125.33	\$970.00	\$370.00	\$1,000.00	\$250.00	\$	1,000
01-523-1306	PEDDLARS/SOLICITORS FEES	\$865.00	\$120.00	\$280.00	\$800.00	\$120.00	\$	700
01-523-2000	7 % HOT OVERHEAD	\$42,258.50	\$42,364.00	\$0.00	\$45,440.00	\$22,720.00	\$	46,803
01-523-2104	COPIES/PUBLIC	\$201.09	\$277.50	\$245.80	\$150.00	\$268.80	\$	300
01-523-5203	SERV CHRG/BAD CHECKS	\$210.00	\$60.00	\$0.00	\$200.00	\$0.00	\$	200
01-523-5220	Discounts Earned (True Value)	\$1,123.79	\$0.00	\$0.00	\$0.00	\$0.00	\$	-
01-523-5221	DONATIONS	\$1,985.56	\$1,000.00	\$3,109.12	\$2,500.00	\$500.00	\$	2,000
01-523-7000	General Bank Acct 7082207 Interest	\$3,156.81	\$9,572.80	\$17,400.00	\$15,000.00	\$6,090.41	\$	15,000
01-523-7500	POST OFFICE GROUND LEASE	\$3,894.00	\$3,894.00	\$3,569.60	\$3,894.00	\$2,920.50	\$	3,894
01-523-9920	MISC INCOME/FEES	\$414,243.43	\$720.00	\$1,581.08	\$2,500.00	\$301.53	\$	1,750
01-523-9921	TML. CONFERENCE	\$0.00	\$1,710.00	\$0.00	\$0.00	\$0.00	\$	-
01-523-9922	GRANT REIMBURSEMENT	\$0.00	\$0.00	\$0.00	\$0.00	\$0.00	\$	-
TOTAL		\$1,162,287.70	\$804,832.57	\$772,056.82	\$881,378.00	\$419,165.70	\$	881,541
MUNICIPAL COURT								
01-524-2800	School Zone & Bus Violations Rev	\$29.85	\$50.00	\$0.00	\$200.00	\$0.00	\$	200
01-524-2900	Fines and Fees Revenues	\$32,909.41	\$35,008.58	\$24,308.30	\$38,000.00	\$18,233.81	\$	35,000
01-524-3000	DEFERRED DISPOSITION	\$536.00	\$550.00	\$450.00	\$0.00	(\$50.00)	\$	-
01-524-3300	MUN COURT TECHNOLOGY FUND	\$0.00	\$0.00	\$950.73	\$1,500.00	\$579.69	\$	1,500
01-524-3350	Technology Fund Interest Earned	\$0.00	\$0.00	\$0.00	\$150.00	\$0.00	\$	150
01-524-3400	Municipal Court Security Fund	\$1,683.12	\$1,899.21	\$1,890.60	\$2,500.00	\$1,437.18	\$	2,500
01-524-3500	TIME PAYMENT FEE	\$0.00	\$350.28	\$0.00	\$250.00	\$0.00	\$	250
01-524-9000	OVERAGE/SHORTAGE	\$26.10	\$43.11	\$129.47	\$0.00	\$125.92	\$	-
TOTAL		\$35,184.48	\$37,901.18	\$27,729.10	\$42,600.00	\$20,326.60	\$	39,600

ACCOUNT NUMBER	DESCRIPTION	2016-2017 Actual			2017-2018 Actual			2018-2019 Actual			2019-2020 Amended Budget			2019-2020 Actual			PROPOSED BUDGET 2020-2021		
POLICE DEPARTMENT																			
01-531-0600	REIMBURSEMENTS		\$15,670.67	\$767.26	\$1,040.00	\$1,250.00	\$6,423.00	\$	2,200										
01-531-0900	LEOSE-STATE COMPTROLLER		\$1,272.53	\$1,260.64	\$1,654.58	\$1,700.00	\$0.00	\$	1,700										
01-531-1000	RESTITUTION		\$0.00	\$0.00	\$0.00	\$0.00	\$0.00	\$	-										
01-531-1304	Police Impounds		\$320.00	\$0.00	\$0.00	\$250.00	\$0.00	\$	250										
01-531-1305	FY 19 SPECIAL EVENT REVENUE			\$0.00	\$0.00	\$0.00	\$0.00	\$	-										
01-531-1306	FY 19 OVERSIZED ESCORT FEE			\$0.00	\$0.00	\$0.00	\$0.00	\$	-										
01-531-1501	POLICE FINES		\$0.00	\$0.00	\$0.00	\$0.00	\$0.00	\$	-										
01-531-1507	POLICE ACCIDENT REPORTS		\$277.00	\$503.00	\$887.00	\$250.00	\$846.00	\$	600										
01-531-1615	FY 19 ABANDONED VEHICLES & INT		\$0.00	\$0.00	\$4,395.00	\$0.00	\$0.00	\$	-										
01-531-1616	FY 19 PD/FED EQUIT SHAR & INT		\$0.00	\$0.00	\$0.00	\$0.00	\$0.00	\$	-										
01-531-1700	CIVIC CENTER SECURITY		\$0.00	\$0.00	\$0.00	\$250.00	\$0.00	\$	-										
01-531-9922	INSURANCE CLAIM		\$0.00	\$0.00	\$6,239.44	\$0.00	\$6,234.14	\$	-										
TOTAL			\$17,540.20	\$2,550.90	\$14,216.02	\$3,700.00	\$13,503.14	\$	4,750										
FIRE DEPARTMENT																			
01-532-0600	FIRE DEPT REIMBURSEMENT		\$0.00	\$0.00	\$0.00	\$75,000.00	\$0.00	\$	25,000										
TOTAL			\$0.00	\$0.00	\$0.00	\$75,000.00	\$0.00	\$	25,000										
ADVALOREM TAXES																			
01-534-0300	CURRENT TAX COLLEC.		\$1,415,771.04	\$1,592,680.87	\$1,742,487.14	\$1,970,944.00	\$1,726,915.25	\$	1,970,944										
01-534-0400	Delinquent Property Tax Collection		\$32,265.66	\$30,365.98	\$26,356.67	\$0.00	\$25,104.72	\$	-										
01-534-0410	M&O - Delinquent Years		\$0.00	\$0.00	\$0.00	\$0.00	\$0.00	\$	-										
01-534-0420	I&S Delinquent Years		\$0.00	\$0.00	\$0.00	\$0.00	\$0.00	\$	-										
01-534-0502	CURRENT PENALTY & INTEREST		\$12,793.27	\$13,424.27	\$18,968.94	\$0.00	\$9,130.99	\$	-										
01-534-0504	DELINQUENT PENALTY & INTERE		\$12,539.32	\$11,313.05	\$9,913.66	\$0.00	\$10,424.47	\$	-										
01-534-0505	DEALERSHIP INV. TX		\$331.29	\$0.00	\$388.30	\$0.00	\$361.78	\$	-										
01-534-0506	EXCESS PROCEEDS-TAX SALES		\$0.00	\$0.00	\$4,001.13	\$0.00	\$0.00	\$	-										
01-534-0507	BPP TAXES			\$1,795.51	\$1,724.43	\$0.00	\$2,119.49	\$	-										
TOTAL			\$1,473,700.58	\$1,649,579.68	\$1,803,840.27	\$1,970,944.00	\$1,774,056.70	\$	1,970,944										
BUILDING SERVICES																			
01-535-1301	Plumbing Permit		\$7,182.24	\$6,164.08	\$5,768.63	\$6,500.00	\$3,537.05	\$	15,000										
01-535-1302	BUILDING PERMITS		\$17,364.26	\$25,834.38	\$48,920.52	\$50,000.00	\$35,564.54	\$	30,000										
01-535-1303	ELECTRICAL PERMITS		\$8,164.61	\$9,346.66	\$13,849.37	\$15,000.00	\$7,469.60	\$	10,000										
01-535-1304	IMPOUNDS		\$0.00	\$0.00	\$0.00	\$0.00	\$0.00	\$	-										
01-535-1305	Moving Permit		\$531.11	\$845.36	\$2,291.81	\$2,500.00	\$3,778.85	\$	4,000										
01-535-1306	Sign Permit		\$334.46	\$507.73	\$794.94	\$800.00	\$436.41	\$	1,500										
01-535-1307	FILMING PERMIT		\$400.00	\$25.00	\$75.00	\$100.00	\$0.00	\$	-										
01-535-1308	Certificate of Occupancy							\$	-										
01-535-1309	Conditional/Special Use Permit							\$	-										
TOTAL			\$33,976.68	\$42,723.21	\$71,700.27	\$74,900.00	\$50,786.45	\$	60,500										

ACCOUNT NUMBER	DESCRIPTION	2019-2020			2019-2020			PROPOSED BUDGET		
		2016-2017 Actual	2017-2018 Actual	2018-2019 Actual	Amended Budget	2019-2020 Actual	2020-2021	2020-2021	2020-2021	
ANIMAL CONTROL										
01-538-1301	QUARANTINE	\$1,291.00	\$1,080.00	\$2,050.00	\$1,500.00	\$200.00	\$	\$	1,500	
01-538-1303	Pet Adoptions	\$16,870.00	\$14,750.00	\$13,970.00	\$15,000.00	\$8,525.00	\$	\$	15,000	
01-538-1304	ANIMAL LICENSE FEES	\$343.00	\$461.00	\$559.00	\$700.00	\$834.00	\$	\$	750	
01-538-1305	Cremations	\$14,620.00	\$22,325.00	\$24,160.00	\$25,000.00	\$11,930.00	\$	\$	23,000	
01-538-1306	Euthanizations	\$0.00	\$0.00	\$0.00	\$120.00	\$0.00	\$	\$	-	
01-538-1307	Animal Surrender	\$1,795.00	\$1,490.00	\$1,875.00	\$2,000.00	\$1,105.00	\$	\$	2,000	
01-538-1308	Microchip	\$927.00	\$1,140.00	\$1,806.00	\$2,000.00	\$600.00	\$	\$	1,500	
01-538-1309	Animal Impound	\$2,785.00	\$2,306.00	\$3,958.35	\$4,000.00	\$2,080.00	\$	\$	3,000	
01-538-1310	Vaccines		\$355.20	\$114.40	\$100.00	\$109.00	\$	\$	200	
01-538-1900	DONATIONS	\$115.00	\$0.00	\$60.00	\$0.00	\$65.00	\$	\$	-	
01-538-2000	REIMBURSEMENTS	\$280.58	\$0.00	\$0.00	\$0.00	\$0.00	\$	\$	-	
01-538-9000	INSURANCE CLAIM	\$0.00	\$0.00	\$0.00	\$0.00	\$0.00	\$	\$	-	
TOTAL		\$39,026.58	\$43,907.20	\$48,552.75	\$50,420.00	\$25,448.00	\$	\$	46,950	
PARKS & POOL										
01-542-1100	SWIMMING POOL ADMISSIONS	\$11,725.97	\$12,022.16	\$11,059.42	\$12,000.00	\$0.00	\$	\$	7,500	
01-542-1105	Pool Cash Drawer Overage (Shortage)	\$5.00	(\$0.25)	\$0.00	\$0.00	\$0.00	\$	\$	-	
01-542-1700	Events Security Revenue	\$0.00	\$0.00	\$1,185.00	\$1,500.00	\$7,905.00	\$	\$	1,500	
01-542-1703	Civic Center Rental	\$6,125.00	\$10,907.50	\$10,052.50	\$10,000.00	\$5,750.00	\$	\$	7,500	
01-542-1900	PAVILION RENTAL	\$1,500.00	\$1,150.00	\$1,350.00	\$1,500.00	\$275.00	\$	\$	1,250	
01-542-3900	SKATE PARK-DONATIONS & INT.	\$7.66	\$17.61	\$25.08	\$0.00	\$6.04	\$	\$	-	
01-542-9100	MISC/REFUNDS	\$0.00	\$0.00	\$167.00	\$0.00	\$200.00	\$	\$	100	
TOTAL		\$19,363.63	\$24,097.02	\$23,889.00	\$25,000.00	\$14,136.04	\$	\$	17,850	
STREET DEPARTMENT										
01-544-1901	ROAD REPAIR	\$0.00	\$0.00	\$0.00	\$90,000.00	\$0.00	\$	\$	90,000	
01-544-5005	FIBER OPTIC EASE.	\$2,952.16	\$7,402.01	\$6,545.48	\$7,000.00	\$7,994.46	\$	\$	8,500	
01-544-6000	GRANT REIMB	\$0.00	\$0.00	\$0.00	\$0.00	\$0.00	\$	\$	-	
01-544-7000	REIMBURSEMENTS	\$268.82	\$0.00	\$0.00	\$200.00	\$0.00	\$	\$	200	
01-544-8000	WC SALARY REIMB	\$0.00	\$0.00	\$8,586.00	\$0.00	\$0.00	\$	\$	-	
TOTAL		\$3,220.98	\$7,402.01	\$15,131.48	\$97,200.00	\$7,994.46	\$	\$	98,700	
CITY SALES TAX										
01-548-0401	CITY SALES TAX	\$ 1,664,552.52	\$ 1,661,489.77	\$ 1,693,761.23	\$ 1,750,000.00	\$ 1,210,509.58	\$	\$	1,785,000	
01-548-0402	ELECTRIC FRANCHISE TAX	\$ 58,675.53	\$ 59,927.84	\$ 60,062.46	\$ 62,000.00	\$ 40,428.04	\$	\$	62,000	
01-548-0403	TELEPHONE FRANCHISE TAX	\$ 18,071.05	\$ 14,236.12	\$ 12,780.99	\$ 15,000.00	\$ 10,176.56	\$	\$	15,000	
01-548-0404	T.V. CABLE FRANCHISE TAX	\$ 22,712.06	\$ 26,673.58	\$ 15,157.54	\$ 23,000.00	\$ 10,253.97	\$	\$	17,500	
01-548-0406	Mixed Beverage Tax	\$ 29,632.92	\$ 25,841.15	\$ 31,579.67	\$ 32,000.00	\$ 11,844.83	\$	\$	27,500	
TOTAL		\$ 1,793,644.08	\$ 1,788,168.46	\$ 1,813,341.89	\$ 1,882,000.00	\$ 1,283,212.98	\$	\$	1,907,000	
TOTAL GENERAL FUND REVENUES										
		\$4,589,670.91	\$4,452,297.46	\$4,603,580.21	\$5,148,642.00	\$4,184,336.20	\$	\$	5,098,335	

ACCOUNT NUMBER	DESCRIPTION	2019-2020				PROPOSED BUDGET	
		2016-2017 Actual	2017-2018 Actual	2018-2019 Actual	Amended Budget	2019-2020 Actual	2020-2021
TRANSFERS							
01-599-9100	SYSTEM ADDED TRANSFER IN	\$0.00	\$0.00	\$0.00	\$0.00	\$3,455.91	\$ 1,122,784
01-599-9110	SYSTEM ADDED TRANSFER OUT	\$0.00	\$107,505.32	\$0.00	\$0.00	\$0.00	\$ -
	TOTAL	\$0.00	\$107,505.32	\$0.00	\$0.00	\$3,455.91	\$ 1,122,784
TOTAL GENERAL FUND REVENUES							
		\$4,589,670.91	\$4,559,802.78	\$4,603,580.21		\$4,187,792.11	\$ 6,221,119

NON DEPARTMENTAL EXPENSES											
ACCOUNT NUMBER	DESCRIPTION	2016-2017	2017-2018	2018-2019	2019-2020	2019-2020		PROPOSED BUDGET		NOTES	DIFFERENCE
		Actual	Actual	Actual	Actual	Amended Budget	Actual	Budget	2020-2021		
01-620-0205	Workmans Comp All GF Depts.	\$0.00	\$0.00	\$0.00	\$0.00	\$0.00	\$0.00	\$0.00	N/A		
01-620-0510	FY 19 UNIFORMS	\$0.00	\$0.00	\$0.00	\$500.00	\$0.00	\$0.00	\$0.00	-		
01-620-1301	Insurance-General & Liability	\$51,032.34	\$51,192.51	\$50,119.32	\$47,000.00	\$42,041.56	\$51,700	\$51,700			
01-620-1302	Insurance-Property/Fire/EC	\$0.00	\$0.00	\$0.00	\$0.00	\$0.00	\$0.00	N/A			
01-620-1303	Insurance-Auto/Collision/Mobile	\$0.00	\$0.00	\$0.00	\$0.00	\$0.00	\$0.00	N/A			
01-620-1400	CUSTODIAL SERVICE-GF DEPTS	\$6,540.53	\$7,420.29	\$1,171.60	\$6,000.00	\$1,579.14	\$3,500	\$3,500			
01-620-1401	JANITORIAL SUPPLIES	\$2,894.19	\$2,997.99	\$2,598.92	\$3,000.00	\$2,043.37	\$3,000	\$3,000			
01-620-1500	COPY EXPENSE-ALL GF DEPTS	\$11,582.77	\$12,522.85	\$15,859.05	\$12,000.00	\$9,175.43	\$14,000	\$14,000			
01-620-1602	MAILING - ALL GF DEPTS.	\$9,118.45	\$6,759.19	\$5,947.21	\$6,000.00	\$6,117.48	\$9,000	\$9,000			
01-620-1700	COMPUTER ASST -ALL GF DEPTS	\$9,555.81	\$17,494.30	\$6,273.86	\$6,000.00	\$492.85	\$4,000	\$4,000			
01-620-1801	DUES/SUB/MEM -ALL GF DEPTS.	\$8,631.68	\$10,316.64	\$11,317.33	\$15,000.00	\$7,879.20	\$12,000	\$12,000			
01-620-1802	PUB/NOT/ADV - ALL GF DEPTS.	\$12,921.32	\$13,694.79	\$18,304.08	\$14,000.00	\$8,583.25	\$14,000	\$14,000			
01-620-1900	PRINTING - ALL GF DEPTS.	\$79.50	\$0.00	\$3,355.50	\$3,000.00	\$0.00	\$3,000	\$3,000			
01-620-2101	AMBULANCE SUBSIDY	\$92,400.00	\$112,399.92	\$132,399.96	\$141,400.00	\$106,049.97	\$150,000	\$150,000			
01-620-2102	LIBRARY SUBSIDY	\$39,999.96	\$39,999.96	\$39,999.96	\$40,000.00	\$29,999.97	\$40,000	\$40,000			
01-620-2104	FAMILY CRISIS CENTER	\$7,500.00	\$7,500.00	\$4,312.50	\$8,625.00	\$6,468.75	\$8,625	\$8,625			
01-620-2105	CHILDRENS ADVOCACY CENTER	\$5,000.00	\$5,000.00	\$0.00	\$0.00	\$0.00	\$5,000	\$5,000			
01-620-2120	CONTINGENCY	\$20,841.30	\$4,650.61	\$23,109.22	\$0.00	\$0.00	-	-			
01-620-2122	FY 18 CITY HALL/ COURT FURNITURE	\$0.00	\$727.84	\$0.00	\$0.00	\$0.00	N/A	N/A			
01-620-2200	ELECTION EXPENSE	\$5,952.10	\$0.00	\$6,089.46	\$7,000.00	\$2,895.71	\$10,000	\$10,000			
01-620-2201	INTERNSHIP		\$1,600.00	\$0.00	\$0.00	\$0.00	-	-			
01-620-2300	EMPLOYEE RELATIONS	\$873.15	\$2,623.17	\$4,126.62	\$10,000.00	\$2,299.58	\$10,000	\$10,000			
01-620-2301	PUBLIC RELATIONS	\$40.73	\$540.06	\$1,322.39	\$2,000.00	\$288.68	\$1,250	\$1,250			
01-620-3000	IRS PENALTY/FINE/VOIDED	(\$22,870.70)	\$292.75	\$8,344.21	\$0.00	\$0.00	-	-			
01-620-4500	APPRAISAL BOARD	0.00		63,359.52	62,000.00	\$46,240.00	\$71,800	\$71,800			
01-620-4501	TAX COLLEC. CONTRACT	0.00		17,642.00	18,000.00	\$18,525.00	\$19,451	\$19,451			
01-620-6900	AUDIT	\$89,825.00	\$90,122.00	\$89,693.00	\$100,000.00	\$99,799.00	\$100,000	\$100,000			
01-620-7001	FEDERAL WARNING SYSTEM	\$2,350.00	\$2,720.00	\$0.00	\$0.00	\$0.00	-	-			
01-620-7900	CO HANDLING FEES	\$2,406.25	\$2,406.25	\$1,306.25	\$2,500.00	\$1,306.25	\$2,500	\$2,500			
01-620-8000	BANK NOTES-PUMPER TRUCK	\$29,752.70	\$29,752.70	\$29,752.70	\$29,800.00	\$29,752.70	\$29,800	\$29,800			
TOTAL		\$386,427.08	\$422,733.82	\$536,404.66	\$533,825.00	\$421,537.89	\$562,626	\$562,626			

CITY COUNCIL EXPENSES												
ACCOUNT NUMBER	DESCRIPTION	2016-2017		2017-2018		2018-2019		2019-2020		PROPOSED BUDGET 2020-2021	NOTES	DIFFERENCE
		Actual		Actual		Actual	Budget	Amended	Actual			
01-622-0101	SALARIES	\$6,200.00	\$6,250.00	\$6,250.00	\$6,250.00	\$7,500.00	\$7,500.00	\$4,200.00	\$ 7,500		SALARIES	-
01-622-0201	SOCIAL SECURITY	\$474.28	\$478.11	\$478.10	\$478.10	\$574.00	\$574.00	\$321.28	\$ 574			
01-622-0202	HEALTH INSURANCE	\$0.00	\$0.00	\$0.00	\$0.00	\$0.00	\$0.00	\$0.00	\$ -			
01-622-0204	UNEMPLOYMENT	\$0.00	\$0.00	\$0.00	\$0.00	\$0.00	\$0.00	\$0.00	\$ -			
01-622-0205	INS - WORKMEN'S COMP	\$0.00	\$0.00	\$0.00	\$0.00	\$0.00	\$0.00	\$0.00	\$ -		BENEFITS	-
01-622-0501	SUPPLIES	\$871.93	\$433.42	\$504.21	\$504.21	\$1,000.00	\$1,000.00	\$735.65	\$ 1,200			
01-622-0502	HOSPITALITY	\$0.00	\$0.00	\$73.31	\$73.31	\$500.00	\$500.00	\$0.00	\$ -			
01-622-1302	Liability Insurance Errors & Omissi	\$0.00	\$0.00	\$0.00	\$0.00	\$0.00	\$0.00	\$5,000.00	\$ -			
01-622-1500	TRAVEL & TRAINING - MAYOR FY 19 TRAINING	\$3,443.94	\$2,215.94	\$1,430.00	\$1,430.00	\$4,000.00	\$4,000.00	\$105.00	N/A			
01-622-1501	TRAVEL & TRAINING - WARD 1 FY 19 TRAVEL	\$2,593.31	\$0.00	\$9,506.28	\$9,506.28	\$15,000.00	\$15,000.00	\$4,296.29	N/A			
01-622-1502	MAYOR DISCRETIONARY	\$2,467.28	\$1,365.72	\$495.38	\$495.38	\$1,000.00	\$1,000.00	\$973.18	\$ 4,000			
01-622-1503	WARD 1 DISCRETIONARY	\$1,734.94	\$1,038.89	\$0.00	\$0.00	\$1,000.00	\$1,000.00	\$89.78	\$ 4,000			
01-622-1504	WARD 2 DISCRETIONARY	\$119.59	\$413.85	\$0.00	\$0.00	\$1,000.00	\$1,000.00	\$0.00	\$ 4,000			
01-622-1505	WARD 3 DISCRETIONARY	\$0.00	\$0.00	\$0.00	\$0.00	\$1,000.00	\$1,000.00	\$0.00	\$ 4,000			
01-622-1506	WARD 4 DISCRETIONARY	\$0.00	\$0.00	\$0.00	\$0.00	\$1,000.00	\$1,000.00	\$85.77	\$ 4,000			
01-622-1507	WARD 5 DISCRETIONARY	\$0.00	\$0.00	\$0.00	\$0.00	\$1,000.00	\$1,000.00	\$0.00	\$ 4,000			
01-622-2000	BUILDING AND STANDARDS COMM	\$10,047.55	\$0.00	\$0.00	\$0.00	\$0.00	\$0.00	\$0.00	\$ -			
01-622-2121	LEGAL EXPENSES	\$66,871.71	\$49,003.74	\$119,587.44	\$119,587.44	\$85,000.00	\$85,000.00	\$47,344.60	\$ 80,000			
01-622-2122	LEGAL EXPENSES - CIVIL	\$31,485.79	\$17,250.00	\$20,350.00	\$20,350.00	\$0.00	\$0.00	\$0.00	\$ 10,000		OPERATIONAL	\$ 3,700
TOTAL		\$126,310.32	\$78,449.67	\$158,674.72	\$158,674.72	\$119,574.00	\$119,574.00	\$63,151.55	\$ 123,274		TOTAL	\$ 3,700

ADMINISTRATIVE EXPENSES														
ACCOUNT NUMBER DESCRIPTION	2016-2017			2017-2018			2018-2019			2019-2020			NOTES	DIFFERENCE
	Actual			Actual			Actual	Budget	Amended	Actual	Budget	2020-2021		
01-623-0101	\$244,159.18	\$211,113.94	\$349,169.16	\$265,677.00	\$194,069.00	\$273,647					SALARIES	\$	7,970	
01-623-0103	\$0.00	\$96.67	\$0.00	\$0.00	\$151.50	\$-						\$		
01-623-0104	\$7,579.00	\$0.00	\$0.00	\$0.00	\$0.00	N/A								
01-623-0201	\$17,684.51	\$15,755.30	\$24,331.88	\$20,324.00	\$14,221.97	\$20,879								
01-623-0202	\$22,617.83	\$22,322.12	\$39,926.04	\$33,600.00	\$24,308.08	\$36,288					BENEFITS	\$	7,360	
01-623-0203	\$2,626.84	\$6,817.05	\$4,298.62	\$2,843.00	\$2,125.87	\$6,130								
01-623-0204	\$131.54	\$609.28	\$491.63	\$1,134.00	\$573.70	\$1,247								
01-623-0205	\$1,098.88	\$2,505.00	\$2,305.00	\$700.00	\$1,287.67	\$1,416								
01-623-0501	\$6,485.58	\$8,862.41	\$8,932.13	\$8,000.00	\$4,463.11	\$7,000								
01-623-0706	\$2,407.21	\$2,107.85	\$0.00	\$0.00	\$0.00	N/A								
01-623-0708	\$121.90	\$97.15	\$0.00	\$0.00	\$0.00	N/A								
01-623-1101	\$2,067.91	\$2,925.12	\$2,647.07	\$3,000.00	\$1,625.01	\$2,750								
01-623-1500	\$5,058.51	\$5,911.87	\$1,145.03	\$2,900.00	\$394.00	\$5,000								
01-623-1501		\$0.00	\$7,946.16	\$10,000.00	\$5,437.33	\$2,500								
01-623-2120	\$0.00	\$0.00	\$2,328.60	\$0.00	\$2,300.30	\$-								
01-623-2200	\$500.00	\$1,649.00	\$0.00	\$0.00	\$0.00	\$-								
01-623-2700	\$22,415.31	\$23,688.25	\$24,066.81	\$24,000.00	\$15,452.00	\$20,000								
01-623-2750	\$1,224.96	\$1,154.34	\$1,013.08	\$1,000.00	\$821.74	\$1,500								
01-623-2800		\$0.00	\$62.50	\$0.00	\$62.50	\$125								
01-623-3000	\$0.00	\$0.00	\$900.00	\$2,000.00	\$275.00	\$750								
01-623-9800	\$20,952.76	\$11,418.04	\$5,225.28	\$5,000.00	\$5,120.11	\$7,500								
01-623-9801		\$0.00	\$0.00	\$14,540.00	\$5,971.13	\$15,000					OPERATIONAL	\$	(8,315)	
TOTAL	\$357,131.92	\$317,033.39	\$474,788.99	\$394,718.00	\$278,660.02	\$401,733					TOTAL	\$	7,015	

MUNICIPAL COURT EXPENSES									
ACCOUNT NUMBER	DESCRIPTION	2016-2017	2017-2018	2018-2019	2019-2020	2019-2020	PROPOSED	NOTES	DIFFERENCE
		Actual	Actual	Actual	Amended Budget	Actual	BUDGET 2020-2021		
01-624-0101	SALARIES	\$48,296.93	\$44,749.22	\$39,406.83	\$36,672.00	\$10,718.00	\$ 18,572	SALARIES	\$ (18,100)
01-624-0103	OVERTIME	\$89.45	\$63.08	\$0.00	\$0.00	\$48.00	\$ -		
01-624-0105	CONTRACT					\$12,800.00	\$ 19,200		
01-624-0201	SOCIAL SECURITY	\$3,695.07	\$3,357.50	\$1,545.77	\$1,337.00	\$946.01	\$ 1,417		
01-624-0202	INSURANCE - GROUP	\$7,668.26	\$8,371.92	\$4,360.37	\$4,200.00	\$2,896.57	\$ 4,536	BENEFITS	\$ 666
01-624-0203	RETIREMENT	\$347.99	\$353.28	\$249.99	\$187.00	\$138.90	\$ 416		
01-624-0204	UNEMPLOYMENT	\$113.19	\$277.20	\$59.55	\$162.00	\$149.25	\$ 178		
01-624-0205	INS - WORKMEN'S COMP	\$0.00	\$0.00	\$0.00	\$50.00	\$0.00	\$ 55		
01-624-0208	FINE COLLECTION/FTA FEES	\$246.00	\$24.00	\$108.00	\$100.00	\$120.00	\$ 100		
01-624-0501	SUPPLIES FY 19 OFFICE SUPPLIES	\$2,654.44	\$3,226.10	\$1,794.50	\$1,750.00	\$918.80	\$ 1,750		
01-624-0502	FY 19 SUPPLIES		\$0.00	\$468.78	\$500.00	\$0.00	\$ 500		
01-624-1500	TRAVEL & TRAINING	\$1,589.72	\$0.00	\$382.07	\$660.00	\$0.00	\$ 1,000		
01-624-1501	FY 19 TRAVEL		\$0.00	\$2,080.13	\$1,500.00	\$0.00	\$ 1,500		
01-624-2000	CONTRACTR			\$244.00	\$0.00	\$0.00	\$ -		
01-624-2200	FY 19 TECHNOLOGY FUND	\$0.00	\$0.00	\$6,244.31	\$1,250.00	\$0.00	N/A		
01-624-2700	Telephone Expense	\$5,727.96	\$5,786.76	\$5,491.22	\$6,500.00	\$3,405.28	\$ 5,000		
01-624-2800	DRUG TESTING		\$0.00	\$62.50	\$0.00	\$0.00	\$ 125		
01-624-3000	TRIAL EXPENSE	\$0.00	\$0.00	\$0.00	\$0.00	\$0.00	\$ -	OPERATIONAL	\$ 16,396
TOTAL		\$70,429.01	\$66,209.06	\$62,498.02	\$54,868.00	\$32,140.81	\$ 54,349	TOTAL	\$ (519)

POLICE DEPARTMENT EXPENSES												
ACCOUNT NUMBER	DESCRIPTION	2016-2017		2017-2018		2018-2019		2019-2020		PROPOSED BUDGET 2020-2021	NOTES	DIFFERENCE
		Actual	Actual	Actual	Amended Budget	Actual	Amended Budget	Actual	Amended Budget			
01-631-0101	SALARIES	\$628,243.25	\$669,777.85	\$747,857.23	\$ 797,713.00	\$522,386.17	\$ 892,236	SALARIES	\$ 99,749			
01-631-0103	OVERTIME	\$50,552.42	\$40,929.09	\$16,008.43	\$ 39,886.00	\$10,605.72	\$ 44,612					
01-631-0104	EVENT SECURITY	\$1,500.00	\$1,590.00	\$1,590.00	\$ 1,000.00	\$60.00	\$ 1,500					
01-631-0201	SOCIAL SECURITY	\$49,901.53	\$52,671.13	\$56,920.60	\$ 64,076.00	\$39,315.77	\$ 71,596					
01-631-0202	INSURANCE GROUP	\$120,512.61	\$129,367.97	\$115,846.15	\$ 142,800.00	\$75,687.76	\$ 154,224	BENEFITS	\$ 33,487			
01-631-0203	RETIREMENT	\$7,954.30	\$8,705.05	\$9,401.27	\$ 9,250.00	\$5,964.34	\$ 20,985					
01-631-0204	UNEMPLOYMENT	\$636.65	\$2,978.13	\$691.97	\$ 3,078.00	\$2,474.15	\$ 3,386					
01-631-0205	INS - WORKMEN'S COMP	\$16,116.98	\$22,526.00	\$25,852.99	\$ 25,000.00	\$14,442.26	\$ 27,500					
01-631-0206	UNIFORMS	\$6,848.26	\$7,094.79	\$0.00	\$ -	\$0.00	N/A					
01-631-0400	SAFETY PROGRAM	\$64.07	\$1,273.63	\$1,524.38	\$ 1,000.00	\$698.80	\$ 1,500					
01-631-0501	SUPPLIES - FY 19 OFFICE SUPPLIES	\$14,030.95	\$11,315.72	\$9,256.91	\$ 7,000.00	\$2,443.15	\$ 6,000					
01-631-0502	FY19 FIELD SUPPLIES	\$0.00	\$0.00	\$2,829.86	\$ 2,000.00	\$1,728.05	\$ 2,000					
01-631-0510	UNIFORMS	\$0.00	\$0.00	\$2,273.67	\$ 4,000.00	\$2,049.11	\$ 10,000					
01-631-0700	MAINT - EQUIPMENT	\$11,158.04	\$9,962.33	\$8,493.07	\$ 5,000.00	\$967.53	\$ 3,500					
01-631-0701	MAINT-VEHICLE	\$21,534.04	\$17,769.06	\$11,703.07	\$ 15,000.00	\$3,598.21	\$ 7,500					
01-631-0706	MAINT - BUILDING FY 19 - INACTIVE	\$4,217.22	\$1,255.67	\$0.00	\$ -	\$0.00	N/A					
01-631-0708	FIRE SAFETY INSPEC FY 19 - INACTIVE	\$206.60	\$1,063.80	\$0.00	\$ -	\$0.00	N/A					
									\$10,000 - Possible Grant Funding			
01-631-0713	MAINT - DRUG DOG	\$602.00	\$949.97	\$721.95	\$ -	\$0.00	\$ -					
01-631-0900	FUEL & OIL	\$20,135.76	\$27,558.72	\$25,609.56	\$ 20,000.00	\$12,768.20	\$ 22,000					
01-631-1101	Electricity	\$5,957.33	\$8,175.51	\$7,326.45	\$ 8,400.00	\$4,275.73	\$ 8,400					
01-631-1301	Law Enforcement Liability Insurance	\$0.00	\$0.00	\$629.99	\$ 8,000.00	\$0.00	\$ 8,800					
01-631-1401	FY 18 JANITORIAL SUPPLIES	\$0.00	\$697.79	\$37.16	\$ 3,000.00	\$0.00	\$ -					
01-631-1500	TRAVEL & TRAINING	\$14,080.97	\$7,964.09	\$4,097.31	\$ 3,000.00	\$1,205.04	\$ 5,000					
01-631-1501	FY19 TRAVEL	\$0.00	\$0.00	\$6,654.40	\$ 5,000.00	\$927.43	\$ 5,000					
01-631-2120	Contingency	\$0.00	\$0.00	\$0.00	\$ -	\$0.00	\$ -					
01-631-2700	Telephone Expense	\$13,576.02	\$13,620.74	\$13,450.51	\$ 15,000.00	\$8,685.44	\$ 12,500					
01-631-2750	Cell Phone Expense	\$8,229.60	\$8,614.15	\$10,420.43	\$ 12,500.00	\$7,094.00	\$ 12,500					
01-631-2800	Drug Testing	\$1,846.98	\$562.50	\$712.50	\$ 1,600.00	\$562.50	\$ 1,600					
01-631-3000	HEPATITIS SHOTS	\$0.00	\$0.00	\$0.00	\$ -	\$0.00	\$ -					
01-631-3100	INFORMANT MONEY	\$580.00	\$50.00	\$50.00	\$ -	\$0.00	\$ -					
01-631-3300	INVESTIGATIVE EXPENSES	\$5,872.10	\$5,794.12	\$3,296.55	\$ 8,000.00	\$842.90	\$ 6,000					
01-631-3301	FY 18 LAB TESTS FY19 INACTIVE	\$0.00	\$39.99	\$0.00	\$ -	\$0.00	\$ -					
01-631-3500	FY 19 ABANDONED VEH EXPENSES	\$0.00	\$0.00	\$5,025.53	\$0.00	\$3,955.00	N/A					

ACCOUNT NUMBER	DESCRIPTION	2018-2019		2019-2020		PROPOSED BUDGET	
		Actual	Amended Budget	2019-2020 Actual	2020-2021		
01-661-3600	FY19 PD/FES EXPENSES	\$0.00	\$1,702.43	\$ -	\$462.72	N/A	
01-661-3700	COPYSVC - FY18 SOUTHERN SOFTWARE	\$23,985.20	\$25,988.97	\$ 12,000.00	\$0.00	\$ 12,000	
01-661-7000	CODERED SERVICES	\$0.00	\$0.00	\$ 4,000.00	\$0.00	N/A	
01-661-7001	FEDERAL WARNING SYSTEM	\$0.00	\$0.00	\$ 2,500.00	\$0.00	\$ 2,500	
01-661-8001	FY18 LEASED VEHICLES	\$0.00	\$48,438.31	\$ 34,500.00	\$20,240.56	\$ 55,200	
						\$33,173 - Looking for Grant Funding	
01-661-9300	FY19 - TECHNOLOGY	\$33,877.04	\$0.00	\$ -	\$0.00	\$ -	
01-661-9400	CIP - AIR CONDITIONER	\$7,352.72	\$0.00	\$0.00	\$0.00	\$ -	
01-661-9922	FY19 INSURANCE CLAIMS - PROPERTY	\$0.00	\$5,304.61	\$0.00	\$0.00	\$ -	OPERATIONAL \$ 10,500
TOTAL		\$1,069,572.64	\$1,169,716.26	\$1,254,303.00	\$743,440.54	\$ 1,398,039	TOTAL \$ 143,736

FIRE DEPARTMENT EXPENSES																	
ACCOUNT NUMBER	DESCRIPTION	2016-2017			2017-2018			2018-2019			2019-2020			2020-2021		NOTES	DIFFERENCE
		Actual	Actual	Actual	Actual	Actual	Budget	Amended Budget	Actual	Actual	Budget	Actual	Actual	Budget	2020-2021		
01-632-0101	FY 18 ADMINISTRATOR FY 19 SALARIES	\$0.00	\$0.00	\$0.00	\$0.00	\$18,720.00	\$0.00	\$0.00	\$0.00	\$10,000				SALARIES	\$ (8,720)		
01-632-0201	FY 18 SOCIAL SECURITY	\$0.00	\$0.00	\$0.00	\$0.00	\$1,432.00	\$0.00	\$0.00	\$0.00	\$763							
01-632-0202	FY 19 INSURANCE		\$0.00	\$0.00	\$0.00	\$0.00	\$0.00	\$0.00	\$0.00	-							
01-632-0203	RETIREMENT	\$8,352.00	\$1,620.00	\$6,790.32	\$200.00	\$200.00	\$3,276.00	\$0.00	\$6,724								
01-632-0204	FY 19 UNEMPLOYMENT		\$0.00	\$0.00	\$0.00	\$324.00	\$0.00	\$0.00	\$356					BENEFITS	\$ 6,487		
01-632-0205	INS - WORKMANS COMP	\$2,197.77	\$5,506.00	\$5,876.00	\$6,000.00	\$6,000.00	\$3,282.51	\$6,600									
01-632-0501	FY 19 OFFICE SUPPLIES		\$0.00	\$0.00	\$0.00	\$1,000.00	\$0.00	\$0.00	\$500								
01-632-0502	FY 19 FIELD SUPPLIES		\$0.00	\$0.00	\$0.00	\$500.00	\$2,752.50	\$2,500									
01-632-0503	SUPPLIES FY 19 INACTIVE	\$3,174.20	\$234.95	\$0.00	\$0.00	\$0.00	\$0.00	N/A									
01-632-0700	MAINT - EQUIPMENT	\$7,644.59	\$5,088.47	\$662.88	\$8,000.00	\$0.00	\$0.00	\$6,000									
01-632-0701	MAINT-VEHICLES	\$1,991.92	\$1,009.86	\$1,519.34	\$2,000.00	\$0.00	\$0.00	\$2,000									
01-632-0900	FUEL & OIL	\$2,776.78	\$2,192.16	\$2,078.89	\$3,000.00	\$846.99	\$2,500										
01-632-1101	Electricity	\$936.80	\$1,614.98	\$0.00	\$0.00	\$0.00	\$0.00	N/A									
01-632-1500	TRAVEL & TRAINING FY 19 TRAINING	\$523.14	\$515.00	\$0.00	\$600.00	\$0.00	\$0.00	\$600									
01-632-1501	FY 19 TRAVEL		\$0.00	\$0.00	\$1,000.00	\$0.00	\$0.00	\$1,000									
01-632-2700	Telephone Expense	\$2,277.90	\$2,052.78	\$2,064.80	\$2,500.00	\$1,264.53	\$1,750										
01-632-2750	Cell Phone Expense	\$1,655.02	\$936.49	\$1,095.67	\$1,000.00	\$541.51	\$1,000										
01-632-2800	DRUG TESTING		\$0.00	\$0.00	\$0.00	\$0.00	\$0.00	\$125									
01-632-3702	FIRE CALLS	\$23,960.00	\$21,710.00	\$21,040.00	\$21,000.00	\$5,340.00	\$20,000										
01-632-9002	CIP	\$0.00	\$0.00	\$0.00	\$0.00	\$0.00	\$0.00	-						OPERATIONAL	\$ (2,625)		
TOTAL		\$55,490.12	\$42,480.69	\$41,127.90	\$67,276.00	\$17,304.04	\$62,418							TOTAL	\$ (4,858)		

BUILDING SERVICES EXPENSES																	
ACCOUNT NUMBER	DESCRIPTION	2016-2017			2017-2018			2018-2019			2019-2020			PROPOSED BUDGET		NOTES	DIFFERENCE
		Actual	Actual	Actual	Actual	Actual	Budget	Amended	Actual	Actual	Actual	Actual	2020-2021				
01-635-0101	SALARIES	\$73,931.09	\$70,041.50	\$120,357.82	\$139,297.00	\$69,010.65	\$143,476						SALARIES	\$	4,179		
01-635-0201	SOCIAL SECURITY	\$5,603.00	\$5,358.17	\$9,207.28	\$10,656.00	\$5,214.81	\$10,947										
01-635-0202	INSURANCE-GROUP	\$8,371.92	\$7,325.43	\$19,883.31	\$25,200.00	\$10,458.90	\$27,216										
01-635-0203	RETIREMENT	\$875.40	\$864.44	\$1,482.10	\$1,500.00	\$719.38	\$3,214										
01-635-0204	UNEMPLOYMENT	\$9.00	\$317.70	\$91.38	\$486.00	\$290.06	\$535						BENEFITS	\$	4,220		
01-635-0205	INS-WORKERS COMP	\$366.31	\$632.00	\$633.00	\$1,500.00	\$353.61	\$1,650										
01-635-0501	OFFICE SUPPLIES	\$883.88	\$1,053.97	\$416.44	\$750.00	\$1,193.92	\$2,000										
01-635-0502	FY 19 FIELD SUPPLIES		\$0.00	\$162.84	\$1,000.00	\$106.00	\$2,500										
01-635-0510	FY 19 UNIFORMS		\$0.00	\$0.00	\$600.00	\$266.78	\$500										
01-635-0701	MAINT-VEHICLE	\$0.00	\$185.26	\$697.19	\$500.00	\$0.00	\$1,000										
01-635-0900	FUEL & OIL	\$746.83	\$562.45	\$960.24	\$1,000.00	\$453.59	\$1,250										
01-635-1500	TRAINING	\$3,962.55	\$494.35	\$1,106.35	\$700.00	\$550.00	\$1,000										
01-635-1501	FY 19 TRAVEL		\$0.00	\$1,064.30	\$1,500.00	\$1,231.53	\$-										
01-635-1700	FY 19 IT EQUIPMENT/SOFTWARE		\$0.00	\$392.71	\$3,000.00	\$5,350.00	\$5,000										
01-635-2000	VEHICLE ABATEMENT	\$455.00	\$0.00	\$0.00	\$0.00	\$0.00	\$-										
01-635-2100	ENFORCEMENT CLEAN UP	\$1,384.00	\$188.20	\$8,325.51	\$20,000.00	\$728.60	\$8,500										
01-635-2120	Contingency FY 19 INACTIVE	\$0.00	\$1,659.95	\$0.00	\$0.00	\$0.00	N/A										
01-635-2700	Telephone Expense	\$4,555.62	\$4,609.80	\$4,478.16	\$5,200.00	\$2,781.23	\$3,500										
01-635-2750	Cell Phone Expense	\$1,108.45	\$1,111.09	\$1,083.98	\$1,500.00	\$469.00	\$800										
01-635-2800	DRUG TESTING		\$0.00	\$125.00	\$150.00	\$125.00	\$150										
01-644-3500	Engineering	\$0.00	\$0.00	\$0.00	\$0.00	\$0.00	\$-										
01-635-8001	FY 19 LEASED VEHICLE		\$0.00	\$5,406.67	\$5,460.00	\$4,229.50	\$12,000						OPERATIONAL	\$	(3,160)		
TOTAL		\$102,253.05	\$94,404.31	\$175,874.28	\$219,999.00	\$103,552.56	\$225,238						TOTAL	\$	5,239		

HUMAN RESOURCE DEPARTMENT EXPENSES									
ACCOUNT NUMBER	DESCRIPTION	2016-2017	2017-2018	2018-2019	2019-2020	2020-2021	PROPOSED	NOTES	DIFFERENCE
		Actual	Actual	Actual	Amended Budget	Actual	Budget		
01-636-0101	SALARIES			\$25,250.19	\$17,472.00	\$8,965.84	\$ 17,996	SALARIES	\$ 524
01-636-0201	SOCIAL SECURITY			\$1,931.62	\$1,337.00	\$584.66	\$ 1,373		
01-636-0202	INSURANCE			\$63.00	\$4,200.00	\$2,161.44	\$ 4,536		
01-636-0203	RETIREMENT			\$314.27	\$187.00	\$104.75	\$ 403		
01-636-0204	UNEMPLOYMENT			\$6.48	\$162.00	\$0.00	\$ 178	BENEFITS	\$ 614
01-636-0205	WORKMEN COMP			\$0.00	\$100.00	\$0.00	\$ 110		
01-636-0501	SUPPLIES			\$1,040.25	\$600.00	\$560.58	\$ 1,000		
01-636-1500	TRAINING			\$44.05	\$800.00	\$175.00	\$ 1,250		
01-636-1501	TRAVEL			\$0.00	\$1,000.00	\$450.58	\$ 1,250		
01-636-1700	IT EQUIPMENT/SOFTWARE			\$1,799.39	\$1,000.00	\$0.00	\$ -		
01-636-2800	DRUG TESTING			\$62.50	\$0.00	\$0.00	\$ 150	OPERATIONAL	\$ 250
TOTAL		\$0.00	\$0.00	\$30,511.75	\$26,858.00	\$13,002.85	\$ 28,247	TOTAL	\$ 1,389

FINANCE DEPARTMENT EXPENSES									
ACCOUNT NUMBER	DESCRIPTION	2016-2017	2017-2018	2018-2019	2019-2020	PROPOSED	NOTES		
		Actual	Actual	Actual	Amended Budget	2019-2020 Actual	BUDGET	2020-2021	DIFFERENCE
01-637-0101	SALARIES	\$202,733.86	\$221,100.47	\$224,486.43	\$265,501.00	\$175,381.62	\$ 273,466	SALARIES	\$ 8,204
01-637-0103	OVERTIME	\$1,373.96	\$2,660.63	\$2,045.52	\$7,965.00	\$1,048.62	\$ 8,204		
01-637-0201	SOCIAL SECURITY	\$15,700.23	\$17,249.51	\$16,681.38	\$20,920.00	\$13,236.63	\$ 21,491		
01-637-0202	INSURANCE-GROUP	\$32,641.14	\$33,487.68	\$32,092.36	\$33,600.00	\$23,720.44	\$ 36,288		
01-637-0203	RETIREMENT	\$2,471.87	\$2,818.78	\$2,732.35	\$2,926.00	\$1,988.51	\$ 6,309	BENEFITS	\$ 6,816
01-637-0204	UNEMPLOYMENT	\$36.00	\$648.00	\$36.00	\$810.00	\$632.52	\$ 891		
01-637-0205	INS - WORKMEN'S COMP	\$0.00	\$0.00	\$0.00	\$920.00	\$0.00	\$ 1,012		
01-637-0501	SUPPLIES	\$3,269.79	\$4,946.51	\$4,108.43	\$3,500.00	\$1,419.18	\$ 5,000		
01-637-1500	TRAVEL & TRAINING	\$5,550.21	\$5,024.08	\$904.56	\$2,050.00	\$350.00	\$ 5,000		
01-637-1501	FY 19 TRAVEL		\$0.00	\$3,320.94	\$4,000.00	\$1,872.08	\$ 10,000		
01-637-1700	IT EQUIPMENT/SOFTWARE		\$0.00	\$8,310.00	\$12,000.00	\$13,499.50	\$ 15,000		
01-637-2700	Telephone Expense	\$21,608.05	\$22,868.40	\$22,894.81	\$25,500.00	\$14,969.94	\$ 25,000		
01-637-2750	Cell Phone Expense	\$1,108.46	\$1,111.12	\$1,389.71	\$1,750.00	\$779.86	\$ 1,750		
01-637-2800	DRUG TESTING		\$0.00	\$0.00	\$0.00	\$62.50	\$ 150	OPERATIONAL	\$ 41,312
TOTAL		\$286,493.57	\$311,915.18	\$319,002.49	\$381,442.00	\$248,961.40	\$ 409,562	TOTAL	\$ 28,120

ANIMAL CONTROL EXPENSES																	
ACCOUNT NUMBER	DESCRIPTION	2016-2017			2017-2018			2018-2019			2019-2020			2020-2021		NOTES	DIFFERENCE
		Actual			Actual			Actual	Budget	Amended	Actual	Budget	2020-2021	Budget			
01-638-0101	SALARIES	\$95,886.74		\$96,075.89	\$127,440.01	\$147,660.00	\$101,680.56	\$ 152,090					SALARIES	\$ 4,562			
01-638-0103	OVERTIME	\$2,162.98		\$2,822.64	\$237.36	\$4,430.00	\$0.00	\$ 4,563									
01-638-0201	SOCIAL SECURITY	\$7,199.96		\$7,329.80	\$9,628.18	\$11,635.00	\$7,778.65	\$ 11,953									
01-638-0202	INSURANCE-GROUP	\$23,720.44		\$21,627.46	\$25,127.76	\$33,600.00	\$22,325.12	\$ 36,288									
01-638-0203	RETIREMENT	\$1,035.13		\$1,112.01	\$1,558.27	\$1,627.00	\$1,148.01	\$ 3,509					BENEFITS	\$ 5,635			
01-638-0204	UNEMPLOYMENT	\$119.37		\$586.87	\$301.11	\$972.00	\$596.35	\$ 1,069									
01-638-0205	INS-WORKMEN'S COMP	\$5,128.13		\$4,776.00	\$5,107.00	\$6,500.00	\$2,852.92	\$ 7,150									
01-638-0501	SUPPLIES	\$5,219.61		\$7,730.41	\$10,595.01	\$6,000.00	\$7,633.30	\$ 2,500									
01-638-0502	FY 19 FIELD SUPPLIES			\$0.00	\$2,394.09	\$3,000.00	\$1,589.64	\$ 3,000									
01-638-0510	FY 19 UNIFORMS			\$0.00	\$827.25	\$1,000.00	\$335.00	\$ 1,000									
01-638-0700	MAINT - EQUIPMENT	\$1,000.00		\$407.60	\$0.00	\$750.00	\$63.66	\$ 500									
01-638-0701	MAINT-VEHICLE	\$1,895.65		\$500.67	\$383.04	\$1,200.00	\$239.56	\$ 1,200									
01-638-0900	FUEL & OIL	\$5,100.95		\$4,742.87	\$5,991.51	\$5,000.00	\$2,927.25	\$ 5,000									
01-638-1101	Electricity	\$3,204.78		\$4,654.26	\$4,215.26	\$4,500.00	\$2,073.55	\$ 3,500									
01-638-1401	JANITORIAL SUPPLIES						\$634.34	\$ 5,000									
01-638-1500	TRAVEL & TRAINING	\$1,865.18		\$1,507.72	\$703.26	\$1,500.00	\$0.00	\$ 1,500									
01-638-1501	FY 19 TRAVEL			\$0.00	\$2,136.90	\$2,000.00	\$0.00	\$ 1,500									
01-638-1700	IT/SOFTWARE							\$ 1,000									
01-638-2700	Telephone Expense	\$1,832.07		\$1,838.69	\$1,737.96	\$2,000.00	\$1,233.96	\$ 1,750									
01-638-2750	Cell Phone Expense	\$2,824.38		\$2,068.24	\$1,957.91	\$2,000.00	\$1,055.01	\$ 2,000									
04-638-2800	DRUG TESTING			\$0.00	\$125.00	\$0.00	\$0.00	\$ 150									
01-638-3200	ANIMAL CARE	\$16,546.57		\$18,971.13	\$24,756.71	\$22,000.00	\$17,361.71	\$ 23,000									
01-638-3301	MAINT-BUILDING FY19 INACTIVE	\$6,962.24		\$6,897.01	\$0.00	\$0.00	\$0.00	N/A									
01-638-3400	OFFICER CARE-MEDICAL FY19 HEAL	\$0.00		\$125.00	\$0.00	\$500.00	\$0.00	N/A									
01-638-8001	FY 19 LEASED VEHICLE			\$0.00	\$26,682.92	\$24,000.00	\$12,917.04	\$ 24,000									
01-638-9000	CIP - SHADE STRUCTURE @ SHELTER			\$0.00	\$8,500.00	\$8,000.00	\$0.00	\$ 35,000					OPERATIONAL	\$ 28,150			
TOTAL		\$181,704.18		\$183,774.27	\$260,406.51	\$289,874.00	\$184,445.63	\$ 328,221					TOTAL	\$ 38,347			

BUILDING MAINTENANCE EXPENSES									
ACCOUNT NUMBER	DESCRIPTION	2016-2017	2017-2018	2018-2019	2019-2020	PROPOSED		NOTES	DIFFERENCE
		Actual	Actual	Actual	Amended Budget	2019-2020 Actual	2020-2021 BUDGET		
01-641-0101	SALARIES			\$7,872.09	\$63,336.00	\$35,617.38	\$ 65,236	SALARIES	\$ 1,957
01-641-0103	OVERTIME				\$1,900.00	\$87.00	\$ 1,957		
01-641-0201	SOCIAL SECURITY			\$602.20	\$4,991.00	\$2,557.74	\$ 5,127		
01-641-0202	INSURANCE			\$588.65	\$16,800.00	\$9,749.24	\$ 18,144		
01-641-0203	RETIREMENT			\$96.07	\$698.00	\$404.26	\$ 1,505	BENEFITS	\$ 2,759
01-641-0204	UNEMPLOYMENT			\$2.52	\$324.00	\$282.31	\$ 356		
01-641-0205	WORKMEN COMP			\$0.00	\$4,400.00	\$0.00	\$ 4,840		
01-641-0501	OFFICE SUPPLIES			\$0.00	\$0.00	\$0.00	\$ -		
01-641-0502	FIELD SUPPLIES			\$62.50	\$500.00	\$328.99	\$ 1,000		
01-641-0510	UNIFORMS			\$0.00	\$600.00	\$0.00	\$ 600		
01-641-0700	MAINT EQUIPMENT			\$0.00	\$1,000.00	\$65.23	\$ 1,000		
01-641-0701	MAINT VEHICLE			\$2,102.07	\$1,000.00	\$0.00	\$ 750		
01-641-0708	FIRE SAFETY INSPECTION			\$0.00	\$2,600.00	\$0.00	\$ 2,600		
01-641-1500	TRAINING			\$0.00	\$500.00	\$0.00	\$ 500		
01-641-1501	TRAVEL			\$0.00	\$1,000.00	\$0.00	\$ 750		
01-641-6000	MAINT - CITY HALL			\$3,816.04	\$12,000.00	\$6,851.39	\$ 12,000		
01-641-6001	MAINT - POLICE DEPT			\$5,422.00	\$3,000.00	\$2,575.70	\$ 3,000		
01-641-6002	MAINT - ANIMAL SHELTER			\$560.00	\$5,000.00	\$3,919.90	\$ 5,000		
01-641-6003	MAINT - SUNSHINE HOUSE			\$182.13	\$2,000.00	\$12.99	\$ 5,000	\$30,000 - CRF Funds	
01-641-6004	MAINT - NEIGHBORHOOD CENTER			\$321.36	\$12,000.00	\$55.09	\$ 3,500		
01-641-6005	MAINT - MAINTENANCE YARD			\$4,251.79	\$2,000.00	\$41.98	\$ 30,000	OPERATIONAL	\$ 22,500
TOTAL		\$0.00	\$560.00	\$32,510.23	\$135,649.00	\$62,549.20	\$ 162,866	TOTAL	\$ 27,217

*New department within Public Works to better track facility costs.

BUILDING MAINTENANCE EXPENSES

ACCOUNT NUMBER	DESCRIPTION	2016-2017	2017-2018	2018-2019	2019-2020	PROPOSED	NOTES
		Actual	Actual	Actual	Amended Budget	Budget	
	SUNSHINE HOUSE						
01-626-0706	MAINT - BUILDING	\$0.00	\$82.88	\$2,500.00	\$2,500.00	\$187.75	N/A
01-626-0707	MAINT - HEAT & AIR	\$170.00	\$589.98	\$1,500.00	\$1,500.00	\$0.00	N/A
01-626-0708	FIRE SAFETY INSPECTION	\$265.15	\$101.15	\$500.00	\$500.00	\$0.00	N/A
01-626-1101	Electricity	\$4,245.98	\$2,773.95	\$3,500.00	\$3,500.00	\$1,944.99	N/A
		\$4,681.13	\$3,547.96	\$8,000.00	\$8,000.00	\$2,132.74	N/A
	NEIGHBORHOOD CENTER						
01-628-0706	MAINT - BUILDING	\$0.00	\$0.00	\$1,000.00	\$1,000.00	\$54.94	N/A
01-628-0707	MAINT - HEAT & AIR	\$0.00	\$33.28	\$1,000.00	\$1,000.00	\$0.00	N/A
01-628-0708	FIRE SAFETY INSPECTION	\$0.00	\$9.00	\$250.00	\$250.00	\$0.00	N/A
		\$0.00	\$42.28	\$2,250.00	\$2,250.00	\$54.94	N/A

PARIS AND POOL EXPENSES

ACCOUNT NUMBER	DESCRIPTION	2016-2017		2017-2018		2018-2019		2019-2020		PROPOSED BUDGET		NOTES	DIFFERENCE
		Actual	Actual	Actual	Actual	Amended Budget	2019-2020 Actual	2020-2021					
01-642-0101	SALARIES	\$141,300.05	\$167,100.90	\$177,103.84	\$216,576.00	\$119,503.56	\$ 223,073	SALARIES	\$ 7,892				
01-642-0103	OVERTIME	\$11,462.78	\$11,265.78	\$0.00	\$5,297.00	\$40.50	\$ 6,692						
01-642-0201	SOCIAL SECURITY	\$11,322.10	\$12,971.10	\$12,986.58	\$16,973.00	\$8,887.82	\$ 17,531						
01-642-0202	INSURANCE - GROUP	\$31,918.57	\$42,479.01	\$39,745.24	\$42,000.00	\$28,467.98	\$ 45,360						
01-642-0203	RETIREMENT	\$1,557.64	\$1,891.51	\$2,009.18	\$1,946.00	\$1,347.04	\$ 5,147	BENEFITS	\$ 8,316				
01-642-0204	UNEMPLOYMENT	\$48.92	\$1,005.93	\$340.84	\$972.00	\$696.55	\$ 1,069						
01-642-0205	INS - WORKMEN'S COMP	\$3,662.95	\$4,339.00	\$4,853.00	\$11,000.00	\$2,711.02	\$ 12,100						
01-642-0501	SUPPLIES	\$11,099.70	\$3,246.09	\$1,049.92	\$2,000.00	\$75.70	\$ 2,500						
01-642-0502	FY19 FIELD SUPPLIES	\$0.00	\$0.00	\$6,418.84	\$4,000.00	\$7,130.69	\$ 7,130						
01-642-0510	Uniforms Expense	\$3,318.29	\$4,488.85	\$2,219.80	\$3,500.00	\$2,672.05	\$ 4,000						
01-642-0700	MAINT - EQUIPMENT	\$3,750.99	\$1,820.83	\$1,288.12	\$2,200.00	\$107.69	\$ 5,000						
01-642-0701	MAINT - VEHICLES	\$2,747.10	\$2,073.30	\$295.84	\$3,000.00	\$278.70	\$ 5,000						
01-642-0706	MAINT - BUILDING FY 19 - INACTIVE	\$1,357.13	\$2,727.83	\$0.00	\$0.00	\$0.00	N/A						
01-642-0707	Maintenance - Pool	\$8,046.51	\$6,254.24	\$8,568.23	\$10,000.00	\$570.28	\$ 11,000						
01-642-0708	FIRE SAFETY INSPECFY 19 INACTIVE	\$34.15	\$198.00	\$0.00	\$0.00	\$0.00	N/A						
01-642-0709	SUPPLIES - CIVIC CENTER FY 19 INACT	\$0.00	\$3,969.59	\$1,675.57	\$0.00	\$770.53	\$ 1,500						
01-642-0730	MAINT - ALL PARKS	\$26,649.98	\$22,810.05	\$16,245.66	\$20,000.00	\$6,788.34	\$ 20,000						
01-642-0900	FUEL & OIL	\$4,102.25	\$5,895.42	\$7,188.29	\$6,000.00	\$4,367.78	\$ 6,000						
01-642-1101	Electricity (lights)	\$18,079.52	\$25,341.00	\$21,176.32	\$22,000.00	\$10,453.16	\$ 17,500						
01-642-1301	General Liability Insurance	\$0.00	\$0.00	\$0.00	\$0.00	\$0.00	\$ -						
01-642-1302	Real & Personal Property Insurance	\$0.00	\$0.00	\$0.00	\$0.00	\$0.00	\$ -						
01-642-1500	Training	\$0.00	\$0.00	\$1,119.05	\$500.00	\$0.00	\$ 1,500						
01-642-1501	FY 19 TRAVEL	\$0.00	\$0.00	\$393.35	\$1,000.00	\$0.00	\$ 1,500						
01-642-1700	IT EQUIPMENT/ SOFTWARE	\$0.00	\$0.00	\$0.00	\$0.00	\$0.00	\$ -						
01-642-2700	Telephone Expense	\$5,383.29	\$5,552.24	\$5,143.35	\$5,500.00	\$3,201.33	\$ 4,000						
01-642-2750	Cell Phone Expense	\$1,147.97	\$922.27	\$1,383.03	\$1,000.00	\$920.64	\$ 1,800						
01-642-2800	Drug Testing	\$125.00	\$0.00	\$125.00	\$600.00	\$187.50	\$ 600						
01-642-3500	MASTER PARK PLAN - ENGINEERING	\$0.00	\$0.00	\$25,000.00	\$0.00	\$0.00	\$ -						
01-642-8001	FY 18 LEASED VEHICLE	\$0.00	\$10,589.86	\$19,190.20	\$22,000.00	\$8,973.20	\$ 22,000						
01-642-9000	CIP - FENCING	\$55,000.00	\$45,779.66	\$0.00	\$0.00	\$0.00	\$ 8,000						
01-642-9705	CIP - PUEBLO NUEVO							OPERATIONAL	\$ 15,730				
TOTAL		\$342,114.89	\$382,722.46	\$355,519.25	\$398,064.00	\$208,152.06	\$ 430,003	TOTAL	\$ 31,939				

STREET DEPARTMENT EXPENSES											
ACCOUNT NUMBER	DESCRIPTION	2017-2018		2018-2019		2019-2020		PROPOSED BUDGET 2020-2021		NOTES	DIFFERENCE
		Actual	Actual	Actual	Amended Budget	Actual					
01-644-0101	SALARIES	\$276,045.17	\$250,920.47	\$304,564.33	\$373,894.00	\$233,147.57	\$	\$385,111	SALARIES	\$	11,553
01-644-0103	OVERTIME	\$11,395.20	\$10,514.57	\$138.78	\$11,217.00	\$1,914.57	\$	\$11,553			
01-644-0201	SOCIAL SECURITY	\$21,185.04	\$19,417.35	\$22,804.44	\$29,461.00	\$17,646.91	\$	\$30,265			
01-644-0202	INSURANCE - GROUP	\$56,430.14	\$43,970.87	\$63,619.75	\$84,000.00	\$51,400.04	\$	\$90,720			
01-644-0203	RETIREMENT	\$3,154.95	\$3,223.84	\$3,749.29	\$4,121.00	\$2,638.11	\$	\$8,885	BENEFITS	\$	14,447
01-644-0204	UNEMPLOYMENT	\$71.59	\$1,021.63	\$531.03	\$1,782.00	\$1,218.77	\$	\$1,960			
01-644-0205	INS - WORKMEN'S COMP	\$21,245.11	\$28,248.00	\$25,031.00	\$19,800.00	\$13,983.08	\$	\$21,780			
01-644-0501	OFFICE SUPPLIES	\$13,049.76	\$8,405.31	\$2,000.44	\$2,000.00	\$244.78	\$	\$3,500			
01-644-0502	FY 19 FIELD SUPPLIES		\$66.90	\$8,805.79	\$10,000.00	\$10,320.91	\$	\$16,000			
01-644-0510	FY 19 UNIFORMS		\$0.00	\$3,427.63	\$4,000.00	\$2,714.68	\$	\$4,000			
01-644-0700	MAINT - EQUIPMENT	\$32,997.22	\$18,234.71	\$12,603.07	\$15,000.00	\$3,983.71	\$	\$20,000			
01-644-0701	MAINT - VEHICLES	\$5,834.24	\$4,566.07	\$2,604.90	\$5,000.00	\$4,510.38	\$	\$10,000			
01-644-0706	MAINT - BUILDINGS FY 19 INACTIVE	\$617.38	\$1,993.06	\$0.00	\$0.00	\$0.00	N/A				
01-644-0708	FIRE SAFETY INSPEC FY 19 - INACTIVE	\$438.82	\$236.67	\$0.00	\$0.00	\$0.00	N/A				
01-644-0718	STREET SIGNS	\$4,134.27	\$9,624.02	\$2,330.20	\$8,000.00	\$5,422.96	\$	\$10,000			
01-644-0719	Street Maintenance Materials	\$42,541.98	\$37,673.87	\$34,134.24	\$40,000.00	\$26,489.32	\$	\$60,000			
01-644-0900	FUEL	\$14,125.29	\$12,809.36	\$11,478.35	\$18,000.00	\$7,248.30	\$	\$18,000			
01-644-0901	OIL	\$0.00	\$0.00	\$0.00	\$1,500.00	\$0.00	\$	\$1,500			
01-644-1101	Electricity	\$58,952.95	\$70,227.92	\$64,337.03	\$72,000.00	\$37,644.89	\$	\$72,000			
01-644-1500	TRAVEL & TRAINING	\$438.69	\$0.00	\$44.05	\$2,500.00	\$0.00	\$	\$2,500			
01-644-1501	FY 19 TRAVEL		\$0.00	\$734.85	\$2,000.00	\$853.56	\$	\$2,000			
01-644-1700	IT EQUIPMENT/ SOFTWARE		\$0.00	\$0.00	\$1,500.00	\$0.00	\$	\$1,500			
01-644-2000	CONTRACT			\$13,395.00	\$0.00	\$12,525.00	\$	\$-			
01-644-2700	Telephone Expense	\$5,494.74	\$5,563.77	\$5,216.52	\$5,500.00	\$3,272.17	\$	\$4,500			
01-644-2750	Cell Phone Expense	\$1,777.63	\$1,550.29	\$1,800.50	\$2,000.00	\$1,074.98	\$	\$1,750			
01-644-2800	Drug Testing	\$187.50	\$375.00	\$375.00	\$300.00	\$125.00	\$	\$375			
01-644-3500	ENGINEERING		\$0.00	\$43,439.00	\$20,000.00	\$0.00	\$	\$-			
01-644-8001	FY 18 LEASED VEHICLE	\$0.00	\$3,075.14	\$10,510.34	\$18,450.00	\$8,908.96	\$	\$18,450			
01-644-8100	EASEMENT/ROAD SEAL (ANNUAL)	\$2,000.00	\$1,000.00	\$0.00	\$1,000.00	\$0.00	\$	\$1,000			
01-644-9000	CAP IMPROVEMENT STREETS	\$386,097.40	\$68,809.60	\$35,342.73	\$519,167.00	\$83,929.52	\$	\$400,000			
01-644-9001		\$477,248.83	\$0.00	\$0.00	\$0.00	\$137,963.60	\$	\$83,694	COUNCIL COMMITTED	\$	730,852
TOTAL		\$1,435,463.90	\$601,528.42	\$673,018.26	\$1,272,192.00	\$669,181.77	\$	\$2,029,044	TOTAL	\$	756,852



FY 2020-2021 ADOPTED BUDGET

WATER/SEWER/ SANITATION

WATER - WASTE WATER - SANITATION

REVENUE	FY 19-20 Budget	Proposed 20-21	difference	EXPENSES	FY 19-20 Budget	Proposed 20-21	difference					
NON DEPARTMENTAL	\$ 60,800	\$ 60,200	\$ (600)	UTILITY BILLING	\$ 371,078	\$ 379,748	\$ 8,670					
WATER	\$ 1,800,500	\$ 1,800,500	\$ -	WATER	\$ 1,760,553	\$ 1,806,013	\$ 45,460					
WASTE WATER	\$ 840,000	\$ 840,000	\$ -	WASTE WATER	\$ 656,210	\$ 834,316	\$ 178,106					
SANITATION	\$ 2,136,000	\$ 2,241,000	\$ 105,000	SANITATION	\$ 2,061,487	\$ 2,073,200	\$ 11,713					
TRANSFERS	\$ 12,028	\$ 151,577	\$ 139,549	TRANSFERS	\$ -	\$ -	\$ -					
TOTAL	\$ 4,849,328	\$ 5,093,277	\$ 243,949	TOTAL	\$ 4,849,328	\$ 5,093,277	\$ 243,949					
			DIFFERENCE	\$ 0								
Employee Cost of Living	3%			TOTAL SALARY DIFFERENCE		\$ 158,659						
Health Insurance Increase	8%			TOTAL EMPLOYEE BENEFITS DIFFERENCE		\$ 71,070						
Liability/Property Ins Incre	10%			TOTAL OPERATIONAL COSTS DIFFERENCE		\$ 14,219						
Workman's Comp Increase	10%											
2021 Retirement Rate	2.24%											
Unemployment Rate Incre	10%											
				GREEN FILED ITEMS REPRESENT CAPITAL IMPROVEMENTS/ASSETS								
**TRANSFER CONSIST OF				2020-2021 PRIORITIES								
	2012 EDAP ANNUAL PAYMENT				STAFFING							
	SCADA				INFRASTRUCTURE							
	INFRASTRUCTURE IMPROVEMENTS											
	TCEQ ENFORCEMENT											

FY 2019-2020 Estimated Net Position		FY 2019 - 2020 Estimated Reserves	
Beginning Net Position as of 9/30/2019	\$ 12,321,610.00	TexStar	\$ 610.00
2019-2020 Projected Year End - Revenue	\$ 4,360,995.00	TXClass - Capital Improvements	\$ 572,150.00
2019-2020 Projected Year End - Expenses	\$ 4,500,065.00	TXClass - Airport Reserve	\$ 28,250.00
Net Investment in Capital Assets	\$ 9,662,626.00	TXClass - HOT Reserve	\$ 86,000.00
Restricted for Federal and State Grants	\$ -		
Restricted for Landfill Closure Costs	\$ 79,840.00	TXClass - Creek Project	\$ 228,000.00
Restricted for Debt Service	\$ 117,928.00		
Unrestricted	\$ 2,322,146.00	TXClass - Fire Dept	\$ 196,500.00
Estimated Net Position	\$ 12,182,540.00	TXClass - Water/Sewer Infrastructure	\$ 780,000.00 **
Difference	\$ (139,070.00)	**Dedicated to	
		Rate Analysis	\$20,000.00 Awarded by Council February 5, 2019
		Needs Assessment - Water	\$65,000.00 CONTRACT
		Needs Assessment - Sewer	\$65,000.00 CONTRACT
		SCADA	\$85,000.00 Pending final payment before funds will be moved
		Sewer Plant - Office Structure	\$80,000.00 Pending electrical/ water/ sewer connections before funds will be moved
		2012 Series Reserve	\$55,000.00 Pending final fiscal year payment before partial funds moved
		VAC Truck	\$281,919.00
		TCEQ Enforcement	\$50,000.00
		Well Maintenance	\$68,500.00

WATER/WASTE WATER/ SANITATION REVENUE						
ACCOUNT NUMBER	DESCRIPTION	2019-2020			PROPOSED BUDGET 2020-2021	
		2016-2017 Actual	2017-2018 Actual	2018-2019 Actual		2019-2020 Actual
INTEREST RESERVES/INTEREST						
04-550-0500	RB 03 RESRV INTEREST	\$673.58	\$1,549.70	\$2,209.07	\$2,200.00	\$780.95
04-550-0501	W/S/S INTEREST	\$10,664.91	\$20,342.52	\$35,826.73	\$35,000.00	\$13,395.01
04-551-7001	CUSTOMER DEPOSIT INTEREST		\$1,331.15	\$4,989.42	\$5,000.00	\$1,935.45
04-551-7101	TXCLASS - INTEREST	\$1,699.37	\$13,721.02	\$18,818.28	\$18,000.00	\$8,308.05
04-551-9000	Overage in Cash Drawer	\$0.00	\$0.00	\$0.00	\$0.00	\$0.00
04-552-7600	EDAP L10000025 REVENUE	\$0.00	\$41.22	\$55.60	\$100.00	\$13.39
04-552-7700	EDAP G10000027 REVENUE	\$0.00	\$450.89	\$639.57	\$500.00	\$154.07
TOTAL		\$13,037.86	\$37,436.50	\$62,538.67	\$60,800.00	\$24,586.92
WATER REVENUE						
04-553-0601	WATER BILLING	\$1,571,172.81	\$1,927,436.57	\$1,469,154.35	\$1,750,000.00	\$829,237.38
04-553-0602	BULK WATER	\$7,388.25	\$167.89	\$0.00	\$7,000.00	\$11.33
04-553-0611	MISC INCOME	\$1,874.87	\$697.29	\$2,026.03	\$2,000.00	\$180.00
04-553-0612	RETURNED CHECK FEE					\$90.00
04-553-1309	SERVICE RECONNECT	\$32,410.74	\$11,650.00	\$12,100.00	\$15,000.00	\$8,100.00
04-553-1310	Backflow Permit Fee					
04-553-1600	INSURANCE CLAIMS	\$5,564.00	\$0.00	\$4,679.95	\$0.00	\$4,974.53
04-553-6500	Water Line Extension Fees	\$0.00	\$0.00	\$1,500.00	\$1,500.00	\$3,800.79
04-553-6600	Water Tap Fees	\$25,312.67	\$30,562.50	\$8,300.00	\$25,000.00	\$6,750.00
04-553-7000	BILLING ADJUSTMENTS	(\$7,938.32)	(\$332,149.66)	\$4,279.37	\$0.00	(\$8,762.40)
04-553-8000	WC SALARY REIMB	\$200.00	\$0.00	\$0.00	\$0.00	\$0.00
04-553-9000	Overage(Underage) in Cash Draw 19.25-		\$39.96	\$1.88	\$0.00	\$91.00
04-553-9001	AUCTION		\$950.00	\$0.00	\$0.00	\$0.00
04-553-9800	BAD DEBT RECOVERY UTILITY DEP	\$0.00	\$0.00	\$0.00	\$0.00	\$0.00
TOTAL		\$1,635,985.02	\$1,639,354.55	\$1,502,041.58	\$1,800,500.00	\$844,472.63
WASTE WATER REVENUE						
04-554-0602	SEWER BILLING	\$761,739.22	\$781,469.24	\$779,692.56	\$800,000.00	\$510,153.85
04-554-0605	LIQUID SEWAGE DUMPING FEE	\$15,100.00	\$18,100.00	\$18,000.00	\$20,000.00	\$11,150.00
04-554-0606	Sewer Tap Fees	\$30,987.75	\$20,199.62	\$7,800.00	\$20,000.00	\$11,200.00
04-554-0610	Sewer Line Extension Fees	\$0.00	\$0.00	(\$1,250.00)	\$0.00	\$500.00
04-554-0611	MISC/REFUNDS	\$0.00	\$0.00	\$0.00	\$0.00	\$0.00
04-554-0700	INFRASTRUCTURE IMPROVEMEN	\$0.00	\$0.00	\$0.00	\$0.00	\$0.00
04-554-7000	BILLING ADJUSTMENTS	(\$1,876.73)	(\$51.90)	\$0.00	\$0.00	(\$15.50)
04-554-8000	WC SALARY REIMB	\$0.00	\$0.00	\$0.00	\$0.00	\$0.00
TOTAL		\$805,950.24	\$819,716.96	\$804,242.56	\$840,000.00	\$532,988.35
					\$1,800,500.00	\$1,800,500.00

ACCOUNT NUMBER	DESCRIPTION	2019-2020			2019-2020 Actual	2019-2020 Amended Budget	2019-2020 Actual	2020-2021 BUDGET
		2016-2017 Actual	2017-2018 Actual	2018-2019 Actual				
SANITATION REVENUE								
04-555-0603	SANITATION/RECYCLE BILLING	\$1,693,069.10	\$1,764,697.38	\$1,844,563.11	\$1,900,000.00	\$1,277,431.21	\$ 1,965,000	
04-555-0604	Sales Taxes Collected	\$120,366.53	\$125,344.45	\$130,656.88	\$135,000.00	\$90,105.58	\$ 135,000	
04-555-7000	BILLING ADJUSTMENTS	(\$2,475.24)	\$350.79	\$1.87	\$0.00	(\$39.96)	\$ -	
04-555-7001	LANDFILL/ASSURANCE INTEREST	\$457.27	\$1,051.98	\$1,499.58	\$1,000.00	\$530.14	\$ 1,000	
04-555-7500	Landfill Lease	\$109,835.65	\$125,096.28	\$94,376.44	\$100,000.00	\$90,385.57	\$ 100,000	
04-555-8000	KEEP ALPINE BEAUTIFUL (GBG)	\$2,388.70	\$137.01	\$0.00	\$0.00	\$0.00	\$ -	
04-555-8001	GRANT REIMBURSEMENTS	\$3,000.00	\$800.00	\$39,753.00	\$0.00	\$0.00	\$ -	
04-555-8002	COUNTY INTERLOCAL AGREEMEN	\$0.00	\$0.00	\$0.00	\$0.00	\$38,851.12	\$ 40,000	
TOTAL		\$1,926,642.01	\$2,017,477.89	\$2,110,850.88	\$2,136,000.00	\$1,497,263.66	\$ 2,241,000	
TRANSFERS								
04-599-9100	SYSTEM ADDED TRANSFER IN	\$0.00	\$0.00	\$0.00	\$12,028.00	\$0.00	\$ 12,028	
04-599-9110	SYSTEM ADDED TRANSFER OUT	\$0.00	\$0.00	\$0.00	\$0.00	\$0.00	\$ -	
TOTAL		\$0.00	\$0.00	\$0.00	\$12,028.00	\$0.00	\$ 12,028	
TOTAL REVENUE								
TOTAL REVENUE		\$4,381,615.13	\$4,513,985.90	\$4,479,673.69	\$4,849,328.00	\$2,899,311.56	\$ 4,953,728	

to pay/debt

UTILITY BILLING EXPENSES									
(Non-Departmental Ent. Exp.)									
ACCOUNT NUMBER	DESCRIPTION	2016-2017	2017-2018	2018-2019	2019-2020	2019-2020	2019-2020	2019-2020	NOTES
		Actual	Actual	Actual	Amended Budget	Actual	Budget	2020-2021	DIFFERENCE
04-651-0100	FRANCHISE FEE	\$208,960.03	\$211,466.21	\$208,875.85	\$238,825.00	\$130,118.84	\$ 235,658		
04-651-0101	FY 18 UTILITY CLERKS SALARY	\$0.00	\$70,581.36	\$74,557.56	\$56,023.00	\$44,329.50	\$ 57,704	SALARIES	\$ 1,731
04-651-0102	FY 18 CONTRACT - CLERICAL	\$0.00	\$9,242.70	\$0.00	\$0.00	\$0.00	\$ -		
04-651-0103	FY 18 OVERTIME	\$0.00	\$2,019.21	\$289.92	\$1,681.00	\$0.00	\$ 1,731		
04-651-0201	FY 18 SOCIAL SECURITY	\$0.00	\$4,789.04	\$5,622.14	\$4,414.00	\$3,258.46	\$ 4,535	BENEFITS	\$ 1,979
04-651-0202	FY 18 INSURANCE- GROUP	\$0.00	\$15,209.57	\$17,410.88	\$12,600.00	\$10,464.90	\$ 13,608		
04-651-0203	FY 18 RETIREMENT	\$0.00	\$796.55	\$920.25	\$618.00	\$500.62	\$ 1,331		
04-651-0204	FY 18 UNEMPLOYMENT	\$0.00	\$0.00	\$0.00	\$450.00	\$0.00	\$ 495		
04-651-0205	Workmans Comp All EF Depts	\$0.00	\$0.00	\$0.00	\$920.00	\$0.00	\$ 1,012		
04-651-0900	ADMINISTRATIVE FEE			\$16,729.00	\$9,797.00	\$0.00	\$ 10,673		
04-651-1301	INSURANCE	\$0.00	\$0.00	\$0.00	\$0.00	\$0.00	\$ -		
04-651-1303	Auto & Property Liability Insurance	\$12,755.67	\$15,376.05	\$16,167.20	\$0.00	\$13,434.47	\$ -		
04-651-1400	FY 18 SUPPLIES - OFFICE	\$0.00	\$1,087.57	\$732.85	\$2,000.00	\$548.96	\$ 2,000		
04-651-1401	JANITORIAL SUPPLIES	\$0.00	\$16.26	\$85.16	\$250.00	\$0.00	\$ 1,000		
04-651-1500	COPY EXPENSE-ALL EF DEPTS	\$2,153.40	\$1,721.32	\$2,535.62	\$2,000.00	\$1,265.32	\$ 2,000		
04-651-1601	TELEPHONE - ALL EF DEPTS.	\$0.00	\$0.00	\$0.00	\$0.00	\$0.00	\$ -		
04-651-1602	MAILING - ALL EF DEPTS.	\$26,359.36	\$29,676.06	\$29,950.61	\$30,000.00	\$19,886.47	\$ 30,000		
04-651-1700	COMPUTER ASST - ALL EF DEPTS	\$12,231.58	\$2,849.83	\$0.00	\$8,000.00	\$17,246.24	\$ 15,000		
04-651-1801	DUES/SUB/MEM- ALL EF DEPTS.	\$2,055.00	\$672.49	\$400.00	\$1,000.00	\$0.00	\$ 500		
04-651-1802	PUB/NOT/ADV - ALL EF DEPTS.	\$4,948.80	\$1,793.16	\$1,365.00	\$2,000.00	\$901.00	\$ 2,000		
04-651-1803	FINES & PENALTIES	\$0.00	\$0.00	\$0.00	\$0.00	\$0.00	\$ -		
04-651-1901	FY 17 UNIFORMS	\$2,936.61	\$0.00	\$358.32	\$500.00	\$0.00	\$ 500		
04-651-1902	FY 17 ROAD REPAIR	\$57,500.00	\$0.00	\$0.00	\$0.00	\$0.00	\$ -	OPERATIONAL	\$ 4,960
TOTAL		\$329,900.45	\$367,297.38	\$376,000.36	\$371,078.00	\$241,954.78	\$ 379,748	TOTAL	\$ 8,670


WATER DEPARTMENT EXPENSES													
ACCOUNT NUMBER	DESCRIPTION	2016-2017			2017-2018			2018-2019		2019-2020		NOTES	DIFFERENCE
		Actual	Actual	Actual	Actual	Actual	Amended Budget	2019-2020 Actual	2020-2021				
04-653-0090	ADMINISTRATIVE FEE	\$73,336.00	\$94,830.00	\$74,805.00	\$91,975.00	\$68,981.25	\$ 108,863						
04-653-0101	SALARIES	\$320,248.79	\$302,847.74	\$260,364.53	\$363,102.00	\$211,117.50	\$ 440,555			SALARIES	\$ 81,326		
04-653-0103	OVERTIME	\$69,300.23	\$50,137.51	\$6,699.55	\$18,155.00	\$9,181.33	\$ 22,028						
04-653-0201	SOCIAL SECURITY	\$27,930.02	\$27,198.31	\$19,912.96	\$29,166.00	\$16,577.10	\$ 35,295						
04-653-0202	INSURANCE - GROUP	\$67,820.22	\$65,656.90	\$52,355.12	\$75,600.00	\$35,695.85	\$ 98,448						
04-653-0203	RETIREMENT	\$5,578.82	\$4,478.97	\$3,278.10	\$4,079.00	\$2,465.93	\$ 10,362			BENEFITS	\$ 36,875		
04-653-0204	UNEMPLOYMENT	\$685.29	\$2,107.63	\$799.41	\$1,296.00	\$1,403.61	\$ 1,426						
04-653-0205	INSURANCE - WORKMEN'S COMP	\$8,058.48	\$7,087.00	\$11,766.52	\$14,857.00	\$6,573.13	\$ 16,343						
04-653-0501	SUPPLIES	\$36,983.81	\$9,249.70	\$3,821.00	\$4,000.00	\$1,827.92	\$ 4,000						
04-653-0502	FY 18 SUPPLIES - FIELD	\$0.00	\$9,198.31	\$3,615.69	\$10,000.00	\$6,387.63	\$ 10,000						
04-653-0503	FY 18 SAFETY EQUIPMENT	\$0.00	\$1,246.59	\$1,093.03	\$2,000.00	\$1,718.75	\$ 5,000						
04-653-0508	CHEMICALS	\$8,994.37	\$7,464.64	\$8,516.64	\$10,000.00	\$6,338.53	\$ 10,000						
04-653-0510	FY19 UNIFORMS		\$0.00	\$4,666.30	\$5,000.00	\$3,239.83	\$ 5,000						
04-653-0700	MAINT - EQUIPMENT	\$6,589.36	\$9,332.88	\$12,695.46	\$14,000.00	\$6,470.51	\$ 12,000						
04-653-0701	MAINT - VEHICLES	\$32,120.93	\$3,304.79	\$3,407.76	\$5,000.00	\$2,000.64	\$ 5,000						
04-653-0711	DISTRIBUTION SYSTEM MAINT	\$83,468.15	\$79,146.08	\$51,160.13	\$150,000.00	\$65,212.99	\$ 150,000						
04-653-0900	FUEL & OIL	\$11,219.11	\$18,782.64	\$16,202.17	\$15,000.00	\$13,729.52	\$ 17,000						
04-653-1101	Electricity	\$77,739.41	\$105,224.05	\$94,671.95	\$105,000.00	\$49,592.58	\$ 95,000						
04-653-1200	FAR WT WATER PLANNING GROUP	\$0.00	\$1,831.52	\$1,831.52	\$1,832.00	\$1,831.52	\$ 1,832						
04-653-1500	TRAVEL & TRAINING	\$4,505.85	\$3,902.82	\$2,796.60	\$3,000.00	\$2,246.49	\$ 3,500						
04-653-1501	FY19 TRAVEL		\$0.00	\$851.38	\$5,000.00	\$934.30	\$ 4,000						
04-653-1600	BUILDING MAINTENANCE				\$15,000.00	\$2,045.92	\$ 15,000						
04-653-1700	FY19 IT EQUIPMENT/SOFTWARE		\$0.00	\$1,005.61	\$20,000.00	\$1,516.08	\$ 20,000						
04-653-1701	Consulting/Contract Services	\$13,347.73	\$10,316.22	\$4,331.85	\$10,000.00	\$537.51	\$ 10,000						
04-653-1801	FY 18 DUES/SUB/MEM	\$0.00	\$600.00	\$231.00	\$2,000.00	\$0.00	\$ 2,000						
04-653-1901	FY 18 UNIFORMS	\$0.00	\$3,008.13	\$0.00	\$0.00	\$0.00	\$ -						
04-653-1902	FY 18 ROAD REPAIR	\$0.00	\$11,823.00	\$0.00	\$20,000.00	\$20,000.00	\$ 30,000						
04-653-2000	CONTRACT	\$1,140.00	\$0.00	\$0.00	\$0.00	\$0.00	\$ -						
04-653-2120	Contingency/MISC/VOIDED	(\$9,239.24)	\$0.00	\$1,100.00	\$0.00	\$0.00	\$ -						
04-653-2700	Telephone Expense	\$7,042.61	\$7,109.43	\$8,012.25	\$8,000.00	\$5,191.98	\$ 8,000						
04-653-2750	Cell Phone Expense	\$5,368.39	\$9,468.14	\$11,231.58	\$10,000.00	\$7,153.30	\$ 13,000						
04-653-2800	Drug Testing	\$737.50	\$343.75	\$812.50	\$600.00	\$468.75	\$ 1,000						
04-653-3500	FY 19 ENGINEERING		\$0.00	\$2,159.00	\$25,000.00	\$0.00	\$ 40,000						
04-653-4000	JD WATER DISTRICT FEES	\$11,647.50	\$10,338.30	\$9,238.00	\$12,000.00	\$12,492.45	\$ 13,000						
04-653-4801	WATER ROYALTIES	\$11,919.72	\$11,919.72	\$993.31	\$0.00	\$0.00	N/A						

ACCOUNT NUMBER	DESCRIPTION	2016-2017		2017-2018		2018-2019		2019-2020		PROPOSED BUDGET	
		Actual		2017-2018 Actual	Actual	2018-2019 Actual	Amended Budget	2019-2020 Actual	2020-2021		
04-653-4802	SCADA	\$101,699.52	\$34,187.71	\$81,235.92	\$10,000.00	\$4,644.00	\$ 75,000				
04-653-4803	FY 18 MUSQUJIZ WELL FIELD	\$0.00	\$13,569.95	\$35,495.93	\$35,000.00	\$0.00	\$ 30,000				
04-653-4804	FY 18 MUSQUJIZ PUMP STATION	\$0.00	\$7,971.50	\$19,097.04	\$20,000.00	\$73.34	\$ 20,000				
04-653-4805	FY 18 SUNNY GLENN WELL FIELD	\$0.00	\$18,358.71	\$9,051.48	\$15,000.00	\$2,243.22	\$ 15,000				
04-653-4806	FY 18 SUNNY GLENN PUMP STATION	\$0.00	\$7,511.47	\$247.68	\$15,000.00	\$0.00	\$ 12,000				
04-653-4901	SAMPLES	\$3,810.42	\$7,893.34	\$9,795.93	\$10,000.00	\$1,709.75	\$ 5,000				
04-653-4902	TCEQ. WATR FEE (YR#90220001)	\$6,227.90	\$6,227.90	\$6,227.90	\$6,500.00	\$7,301.00	\$ 7,500				
04-653-6004	TANK MAINTENANCE	\$0.00	\$11,275.81	\$23,786.02	\$50,000.00	\$509.85	\$ 30,000				
04-653-6100	SEP TCEQ ENFORCEMENT	\$0.00	\$0.00	\$0.00	\$0.00	\$0.00	\$ -				
04-653-6500	LINE EXTENSIONS/ NEW CONSTRUCTION	\$10,000.00	\$11,885.20	\$11,658.18	\$0.00	\$0.00	\$ -				
04-653-8001	FY 18 LEASED VEHICLES	\$1,114.68	\$32,614.02	\$32,205.00	\$32,500.00	\$21,446.00	\$ 32,500				
04-653-9301	Bond Issue Cost Amortization	\$0.00	\$0.00	\$0.00	\$0.00	\$0.00	\$ -				
04-653-9400	VAC TRUCK					\$281,919.00	\$ -				
04-653-9500	Depreciation Expense - Water	\$0.00	\$0.00	\$0.00	\$0.00	\$0.00	\$ -				
04-653-9600	CIP - FIRE HYDRANTS	\$0.00	\$0.00	\$0.00	\$0.00	\$0.00	\$ 10,000				
04-653-9700	LINE MAINTENANCE	\$23,691.15	\$19,420.09	\$166.43	\$20,000.00	\$0.00	\$ 25,000				
04-653-9800	BOND ADMINISTRATIVE FEE					\$1,100.00	\$ -				
04-653-9801	Principal - RB W&S Series 2003A	\$75,000.00	\$80,000.00	\$80,000.00	\$85,000.00	\$0.00	\$ 90,000				
04-653-9802	Interest - RB W&S Series 2003A	\$17,898.00	\$14,748.00	\$11,267.50	\$7,788.00	\$3,893.75	\$ 4,005				
04-653-9803	Principal - CO Series 2005 TWDB	\$138,000.00	\$138,000.00	\$138,000.00	\$138,000.00	\$138,000.00	\$ 138,000				
04-653-9805	Principal - CO Series 2011	\$22,000.00	\$22,000.00	\$24,200.00	\$24,200.00	\$24,200.00	\$ 26,400				
04-653-9806	Interest - CO Series 2011	\$18,333.00	\$17,403.00	\$16,425.00	\$15,402.00	\$9,041.62	\$ 14,331				
04-653-9807	Principal - GO Ref Bond Series 2011	\$130,000.00	\$96,000.00	\$52,000.00	\$54,000.00	\$54,000.00	\$ 56,000				
04-653-9808	Interest - GO Ref Bond Series 2011	\$18,139.00	\$14,113.00	\$11,475.00	\$9,587.00	\$4,793.18	\$ 7,626				
04-653-9922	INSURANCE CLAIMS - PROPERTY			\$4,679.95		\$0.00					
04-653-9999	RESERVES				\$161,914.00	\$0.00					
TOTAL		\$1,442,456.72	\$1,421,134.47	\$1,241,440.88	\$1,760,553.00	\$1,117,807.61	\$ 1,806,013			OPERATIONAL \$ (72,741)	
										TOTAL \$ 45,460	

WASTE WATER EXPENSES									
ACCOUNT NUMBER	DESCRIPTION	2016-2017	2017-2018	2018-2019	2019-2020	2019-2020	PROPOSED	NOTES	DIFFERENCE
		Actual	Actual	Actual	Budget	Actual	Budget 2020-2021		
04-654-0090	ADMINISTRATIVE FEE	\$49,211.00	\$64,905.00	\$50,749.00	\$45,353.00	\$34,014.75	\$ 60,950		
04-654-0101	SALARIES	\$114,032.97	\$98,932.55	\$95,518.66	\$119,921.00	\$94,779.63	\$ 190,079	SALARIES	\$ 73,666
04-654-0103	OVERTIME	\$29,428.92	\$27,996.34	\$3,793.95	\$5,996.00	\$3,268.77	\$ 9,504		
04-654-0201	SOCIAL SECURITY	\$9,499.29	\$9,290.87	\$7,376.12	\$9,633.00	\$7,281.85	\$ 15,228		
04-654-0202	INSURANCE - GROUP	\$19,686.60	\$16,246.25	\$23,022.78	\$16,800.00	\$13,985.15	\$ 36,624	BENEFITS	\$ 30,157
04-654-0203	RETIREMENT	\$1,612.94	\$2,200.68	\$1,220.50	\$1,348.00	\$1,100.99	\$ 4,471		
04-654-0204	UNEMPLOYMENT	\$110.50	\$446.46	\$228.54	\$1,296.00	\$327.98	\$ 1,426		
04-654-0205	INS - WORKMEN'S COMP	\$7,325.90	\$7,087.00	\$11,766.52	\$14,857.00	\$6,573.12	\$ 16,343		
04-654-0501	SUPPLIES	\$4,404.33	\$3,450.65	\$2,298.76	\$6,000.00	\$2,211.71	\$ 5,000		
04-654-0502	FY 19 FIELD SUPPLIES		\$0.00	\$379.97	\$600.00	\$107.56	\$ 600		
04-654-0508	FY 18 CHEM - CHLORINE	\$18,192.09	\$13,069.05	\$8,477.30	\$12,000.00	\$8,237.35	\$ 13,000		
04-654-0509	FY 18 CHEMICALS - SULFER DIOXIDE	\$0.00	\$3,078.87	\$2,198.48	\$5,000.00	\$5,616.59	\$ 10,000		
04-654-0510	FY 19 UNIFORMS		\$0.00	\$1,565.65	\$1,500.00	\$697.41	\$ 1,500		
04-654-0700	MAINT - EQUIPMENT	\$2,833.67	\$8,276.04	\$24,195.61	\$30,000.00	\$1,618.59	\$ 20,000		
04-654-0701	MAINT - VEHICLES	\$31,243.58	\$1,408.78	\$222.79	\$2,000.00	\$920.90	\$ 2,000		
04-654-0704	WWTP FACILITY MAINT	\$61,324.13	\$63,459.73	\$122,049.75	\$50,000.00	\$40,240.90	\$ 85,000		
04-654-0705	Collection System Maintenance	\$40,107.13	\$44,257.59	\$157,065.43	\$150,000.00	\$117,358.33	\$ 150,000		
04-654-0900	FUEL & OIL	\$11,290.30	\$5,905.97	\$8,398.77	\$10,000.00	\$5,023.80	\$ 10,000		
04-654-1101	Electricity	\$37,193.20	\$45,219.49	\$44,099.41	\$45,000.00	\$24,319.36	\$ 45,000		
04-654-1500	TRAVEL & TRAINING	\$839.35	\$2,655.69	\$1,640.05	\$2,000.00	\$693.00	\$ 2,000		
04-654-1501	FY 19 TRAVEL		\$0.00	\$1,853.26	\$5,000.00	\$1,236.81	\$ 3,000		
04-654-1700	Contract Services/IT EQUIP	\$16,122.77	\$2,650.00	\$2,450.00	\$6,000.00	\$0.00	\$ 10,000		
04-654-1801	FY 18 DUES/SUB/MEM	\$0.00	\$0.00	\$222.00	\$1,000.00	\$0.00	\$ 1,000		
04-654-1901	FY 18 UNIFORMS	\$0.00	\$364.94	\$0.00	\$0.00	\$0.00	\$ -		
04-654-1902	FY 18 ROAD REPAIR	\$0.00	\$0.00	\$0.00	\$20,000.00	\$20,000.00	\$ 30,000		
04-654-2120	Contingency	\$0.00	\$0.00	\$39,905.00	\$0.00	\$0.00	\$ -		
04-654-2700	Telephone Expense	\$5,856.01	\$5,915.34	\$5,791.71	\$6,500.00	\$3,776.47	\$ 5,000		
04-654-2750	Cell Phone Expense	\$1,413.86	\$1,275.76	\$1,561.68	\$2,000.00	\$920.62	\$ 2,000		
04-654-2800	Drug Testing	\$125.00	\$156.25	\$62.50	\$500.00	\$93.75	\$ 250		
04-654-3000	HEPATITIS SHOTS	\$2,410.00	\$1,140.00	\$481.00	\$500.00	\$95.00	\$ 500		
04-654-3100	SAFETY EQUIPMENT	\$27.00	\$124.99	\$254.32	\$600.00	\$2,137.52	\$ 4,000		
04-654-3500	FY 19 ENGINEERING		\$0.00	\$4,000.00	\$25,000.00	\$0.00	\$ 2,500		

ACCOUNT NUMBER	DESCRIPTION	2019-2020				PROPOSED BUDGET	
		2016-2017 Actual	2017-2018 Actual	2018-2019 Actual	2019-2020 Amended Budget	2019-2020 Actual	2020-2021 BUDGET
04-654-4802	FY 18 SCADA	\$0.00	\$0.00	\$0.00	\$0.00	\$132.99	\$ 10,000
04-654-4901	SAMPLES	\$15,873.58	\$8,084.78	\$2,505.28	\$10,000.00	\$6,710.73	\$ 10,000
04-654-4902	ANNUAL SEWER INSPECTION	\$0.00	\$0.00	\$0.00	\$0.00	\$0.00	\$ -
04-654-4903	TCEQ (NR-010117-001) 2 PRMITS	\$14,188.44	\$14,188.44	\$14,188.44	\$12,000.00	\$16,203.44	\$ 20,000
04-654-8001	FY 18 LEASED VEHICLE	\$0.00	\$2,989.16	\$5,855.76	\$5,856.00	\$3,903.84	\$ 5,856
04-654-9000	CIP - SLUDGE PROCESSING/CLARIFIER	\$0.00	\$10,727.78	\$0.00	\$20,181.00	\$0.00	\$ 40,000
04-654-9001	CIP - BAR SCREEN	\$0.00	\$0.00	\$0.00	\$0.00	\$0.00	\$ -
04-654-9500	Depreciation Expense - Sewer	\$0.00	\$0.00	\$0.00	\$0.00	\$0.00	\$ -
04-654-9801	Principal - CO Combo Tax&Rev 2012	\$10,000.00	\$10,000.00	\$11,000.00	\$11,000.00	\$11,000.00	\$ 11,000
04-654-9802	Interest - CO Combo Tax&Rev 2012	\$1,421.00	\$1,247.00	\$1,008.35	\$769.00	\$517.85	\$ 486
04-654-9803	PRINCIPAL - ARRRERATOR	\$21,374.00	\$0.00	\$0.00	\$0.00	\$0.00	\$ -
04-654-9804	INTEREST - ARRRERATOR	\$918.00	\$0.00	\$0.00	\$0.00	\$0.00	\$ -
						OPERATIONAL	\$ 74,283
	TOTAL	\$528,065.56	\$476,751.45	\$657,407.34	\$656,210.00	\$435,106.76	\$ 834,316
						TOTAL	\$ 178,106

ACCOUNT NUMBER	DESCRIPTION	SANITATION EXPENSES				2019-2020		NOTES	DIFFERENCE
		2016-2017	2017-2018	2018-2019	2019-2020	PROPOSED BUDGET	2020-2021		
		Actual	Actual	Actual	Amended Budget	Actual			
04-655-0090	ADMINISTRATIVE FEE	\$120,664.00	\$120,100.00	\$148,789.00	\$152,703.00	\$114,527.25	\$ 153,570		
04-655-0101	SALARIES	\$48,334.80	\$50,287.68	\$53,735.99	\$64,570.00	\$36,550.17	\$ 66,507	SALARIES \$ 1,937	
04-655-0103	OVERTIME	\$246.15	\$384.95	\$0.00	\$0.00	\$0.00	\$ -		
04-655-0201	SOCIAL SECURITY	\$3,355.28	\$3,558.10	\$4,110.80	\$4,940.00	\$2,796.14	\$ 5,074		
04-655-0202	INSURANCE - GROUP	\$10,954.52	\$7,674.26	\$7,783.27	\$8,400.00	\$5,989.23	\$ 9,072	BENEFITS \$ 2,059	
04-655-0203	RETIREMENT	\$506.66	\$622.53	\$650.56	\$691.00	\$414.28	\$ 1,490		
04-655-0204	UNEMPLOYMENT	\$13.03	\$276.03	\$337.28	\$486.00	\$240.38	\$ 535		
04-655-0205	INS - WORKMEN'S COMP	\$2,197.77	\$4,557.00	\$3,204.98	\$4,047.00	\$1,790.41	\$ 4,452		
04-655-0501	SUPPLIES	\$478.24	\$453.30	\$558.01	\$500.00	\$344.28	\$ 500		
04-655-0502	FY 19 FIELD SUPPLIES		\$44.34	\$1,317.70	\$1,000.00	\$437.17	\$ 1,000		
04-655-0510	FY 19 Uniforms		\$0.00	\$125.44	\$200.00	\$0.00	\$ 200		
04-655-0604	Sanitation Sales Tax Remitted to St	\$112,831.28	\$127,627.90	\$132,137.65	\$135,000.00	\$101,722.14	\$ 135,000		
04-655-1101	Electricity	\$199.72	\$264.88	\$265.74	\$400.00	\$157.93	\$ 800		
04-655-1500	TRAVEL & TRAINING	\$1,518.28	\$0.00	\$13.26	\$600.00	\$60.00	\$ 1,000		
04-655-1501	FY19 TRAVEL		\$0.00	\$0.00	\$1,000.00	\$0.00	\$ 500		
04-655-2021	VOIDED CHECKS	(\$234.54)	\$0.00	\$0.00	\$0.00	\$0.00	\$ -		
04-655-2700	Telephone Expense	\$0.00	\$0.00	\$1,404.12	\$1,500.00	\$876.97	\$ 1,500		
04-655-2750	Cell Phone Expense	\$592.00	\$313.39	\$315.64	\$750.00	\$274.21	\$ 800		
04-655-2800	Drug Testing	\$125.00	\$62.50	\$312.50	\$200.00	\$62.50	\$ 200		
04-655-4902	TCEQ/SOLID WASTE(QTR-#2197)	\$10,548.32	\$17,289.00	\$9,411.12	\$12,500.00	\$10,557.63	\$ 19,000		
04-655-5000	WASTE/RECYCLE COLL FEES	\$1,425,515.35	\$1,513,167.48	\$1,607,617.77	\$1,650,000.00	\$956,207.40	\$ 1,650,000		
04-655-8000	ENVIRONMENTAL OUTREACH	\$15,657.16	\$6,717.68	\$21,133.00	\$22,000.00	\$8,760.18	\$ 22,000		
04-655-8001	NATIVE PLANT GRANT	\$0.00	\$800.00	\$0.00	\$0.00	\$0.00	\$ -		
04-655-9500	Depreciation Expense - Sanitation	\$0.00	\$0.00	\$0.00	\$0.00	\$0.00	\$ -	OPERATIONAL \$ 7,717	
TOTAL		\$1,753,503.02	\$1,854,201.02	\$1,993,223.83	\$2,061,487.00	\$1,241,768.27	\$ 2,073,200	\$ 11,713	



FY 2020-2021 ADOPTED BUDGET

AIRPORT FUND

AIRPORT

	FY 19-20 Budget	Proposed 20-21	difference	EXPENSES	FY 19-20 Budget	Proposed 20-21	difference
REVENUE							
AIRPORT	\$633,600.00	\$ 661,600	\$ 28,000	AIRPORT	\$ 633,600	\$ 661,600	\$ 28,000
		DIFFERENCE	\$ (0)				
Employee Cost of Living	3%			TOTAL SALARY DIFFERENCE	\$ 2,534	\$ 2,534	
Health Insurance Increase	8%			TOTAL EMPLOYEE BENEFITS DIFFERENCE	\$ 2,798	\$ 2,798	
Liability/Property Ins Increase	10%			TOTAL OPERATIONAL COSTS DIFFERENCE	\$ 22,668	\$ 22,668	
Workman's Comp Increase	10%						
2021 Retirement Rate	2.24%						
Unemployment Rate Increase	10%						
				GREEN FILED ITEMS REPRESENT CAPITAL IMPROVEMENTS/ASSETS			
2020-2021 PRIORITIES							
		TxDOT Aviation Grants					
		Lighting System					
		Runways - Seal Coat					

FY 2019-2020 Net Position		FY 2019 - 2020 Estimated Reserves	
Beginning Net Position as of 9/30/2019	\$ 5,525,994.00	TexStar \$ 610.00	
2019-2020 Projected Year End - Revenue	\$ 561,289.00	TXClass - Capital Improvements \$ 572,150.00	
2019-2020 Projected Year End - Expenses	\$ 588,522.00	TXClass - Airport Reserve \$ 28,250.00	Dedicated to TxDOT Aviation Matching Requirement
Net Investment in Capital Assets	\$ 5,447,530.00	TXClass - HOT Reserve \$ 86,000.00	
Restricted for Federal and State Grants	\$ -		
Restricted for Landfill Closure Costs	\$ -	TXClass - Creek Project \$ 228,000.00	
Restricted for Debt Service			
Unrestricted	\$ 51,231.00	TXClass - Fire Dept \$ 196,500.00	
Estimated Net Position	\$ 5,498,761.00	TXClass - Water/Sewer Infrastructure \$ 780,000.00	
Difference	\$ (27,233.00)		

AIRPORT REVENUE

ACCOUNT NUMBER	DESCRIPTION	2016-2017			2017-2018			2018-2019			2019-2020			PROPOSED
		Actual			Actual			Actual			Amended Budget	Actual		BUDGET
05-527-1602	FUEL SALES	\$515,408.51		\$596,557.09	\$601,983.71	\$610,000.00	\$432,673.56	\$	610,000					
05-527-1603	Oil Sales	\$13.56		\$78.46	\$0.00	\$50.00	\$0.00	\$	50					
05-527-1604	Map Sales	\$8.00		\$0.00	\$0.00	\$50.00	\$0.00	\$	50					
05-527-1702	GROUND LEASE (HANGER)	\$13,754.11		\$14,034.44	\$13,366.74	\$14,000.00	\$18,470.97	\$	14,000					
05-527-5100	TXDOT RAMP GRANT	\$1,341.14		\$0.00	\$6,842.22	\$7,000.00	\$0.00	\$	7,000					
05-527-5200	MISC FEES/REFUNDS/INSURANCE	\$13.33		\$13.76	\$11.61	\$0.00	\$0.00	\$	-					
05-527-5201	TEXAS CLASS - INTEREST	\$865.58		\$1,066.98	\$8.81	\$0.00	\$27,824.37	\$	-					
05-527-5300	AUCTION SALES	\$0.00		\$10.00	\$0.00	\$0.00	\$0.00	\$	-					
05-527-7001	AIRPORT BANK ACCT INTEREST			\$639.16	\$2,626.89	\$2,500.00	\$1,357.33	\$	2,500					
05-599-9100	SYSTEM ADDED TRANSFER IN	\$0.00		\$215,010.62	\$0.00	\$0.00	\$0.00	\$	28,000					
05-599-9110	SYSTEM ADDED TRANSFER OUT	\$0.00		\$0.00	\$0.00	\$0.00	\$0.00	\$	-					
05-599-9120	SYSTEM ADDED TRANSFER WITHIN	\$0.00		\$0.00	\$0.00	\$0.00	\$0.00	\$	-					
TOTAL		\$531,404.23		\$827,410.51	\$624,839.98	\$633,600.00	\$480,326.23	\$	661,600					

AIRPORT EXPENSES									
ACCOUNT NUMBER	DESCRIPTION	2016-2017	2017-2018	2018-2019	2019-2020	PROPOSED	NOTES		
		Actual	Actual	Actual	Actual	Amended Budget	2019-2020 Actual	2020-2021 BUDGET	DIFFERENCE
05-627-0090	ADMINISTRATIVE FEE	\$48,825.00	\$41,786.00	\$41,786.00	\$42,673.00	\$42,673.00	\$32,004.75	\$ 49,007	
05-627-0101	SALARIES	\$69,326.09	\$78,813.64	\$82,158.40	\$82,009.00	\$82,009.00	\$59,217.12	\$ 84,469	SALARIES \$ 2,534
05-627-0103	OVERTIME	\$3,285.88	\$2,579.13	\$462.47	\$2,460.00	\$2,460.00	\$50.82	\$ 2,534	
05-627-0201	SOCIAL SECURITY	\$5,539.13	\$6,216.66	\$6,292.21	\$6,462.00	\$6,462.00	\$4,513.66	\$ 6,638	
05-627-0202	INSURANCE - GROUP	\$12,930.17	\$15,985.10	\$16,632.53	\$16,800.00	\$16,800.00	\$11,860.22	\$ 18,144	BENEFITS \$ 2,798
05-627-0203	RETIREMENT	\$831.78	\$1,004.63	\$1,015.47	\$904.00	\$904.00	\$673.14	\$ 1,949	
05-627-0204	UNEMPLOYMENT	\$10.77	\$324.00	\$18.00	\$324.00	\$324.00	\$288.00	\$ 356	
05-627-0205	INS - WORKMEN'S COMP	\$1,465.18	\$1,692.00	\$2,458.00	\$2,000.00	\$2,000.00	\$1,373.11	\$ 2,200	
05-627-0501	SUPPLIES	\$1,643.96	\$1,546.19	\$1,202.02	\$1,500.00	\$1,500.00	\$1,115.40	\$ 1,500	
05-627-0502	FY19 FIELD SUPPLIES		\$0.00	\$19.99	\$200.00	\$200.00	\$38.27	\$ 200	
05-627-0510	FY19 UNIFORMS		\$0.00	\$186.03	\$200.00	\$200.00	\$0.00	\$ 1,000	
05-627-0601	Licenses and Fees	\$100.00	\$100.00	\$0.00	\$100.00	\$100.00	\$0.00	\$ 200	
05-627-0701	MAINT - EQUIPMENT	\$2,233.40	\$933.42	\$653.94	\$500.00	\$500.00	\$1,402.99	\$ 1,000	
05-627-0702	MAINT - VEHICLE	\$819.53	\$374.54	\$798.85	\$1,020.00	\$1,020.00	\$765.25	\$ 1,000	
05-627-0704	FACILITY MAINT	\$23,136.79	\$10,028.19	\$11,855.70	\$11,123.00	\$11,123.00	\$6,373.36	\$ 10,000	
05-627-0708	FIRE SAFETY INSPEC	\$725.11	\$81.00	\$0.00	\$50.00	\$50.00	\$0.00	\$ 50	
05-627-0900	FUEL & OIL	\$0.00	\$443.03	\$136.56	\$1,000.00	\$1,000.00	\$312.11	\$ 800	
05-627-1001	MISC/VOIDED EXPENSES	(\$1,579.36)	\$263.52	\$0.00	\$0.00	\$0.00	\$0.00	\$ -	
05-627-1101	Electricity	\$4,916.47	\$6,314.79	\$6,469.20	\$6,500.00	\$6,500.00	\$3,836.83	\$ 5,500	
05-627-1301	Airport Liability Insurance	\$1,845.04	\$2,490.87	\$2,128.40	\$2,100.00	\$2,100.00	\$1,640.92	\$ 2,100	
05-627-1500	TRAVEL & TRAINING	\$921.60	\$0.00	\$68.26	\$400.00	\$400.00	\$0.00	\$ 1,000	
05-627-1501	FY19 TRAVEL		\$0.00	\$0.00	\$600.00	\$600.00	\$0.00	\$ 600	
05-627-1700	IT EQUIPMENT/SOFTWARE		\$0.00	\$0.00	\$800.00	\$800.00	\$0.00	\$ 800	
05-627-2000	AV/JET FUEL/OIL PURCHASES	\$397,091.69	\$436,118.70	\$461,180.69	\$405,009.00	\$405,009.00	\$250,018.04	\$ 405,000	
05-627-2120	VAISALA CONTRACT	\$5,966.00	\$5,966.00	\$5,966.00	\$5,966.00	\$5,966.00	\$0.00	\$ 5,966	
05-627-2700	Telephone Expense	\$6,155.63	\$6,215.85	\$5,698.95	\$7,000.00	\$7,000.00	\$3,665.35	\$ 5,500	
05-627-2750	Cell Phone Expense	\$1,172.65	\$910.51	\$960.83	\$1,000.00	\$1,000.00	\$613.76	\$ 1,000	
05-627-4902	TCEQ TANK (V#12182)	\$400.00	\$0.00	\$0.00	\$400.00	\$400.00	\$0.00	\$ 500	
05-627-5600	CIP - 10% MATCH -	\$0.00	\$300,000.00	\$0.00	\$7,000.00	\$7,000.00	\$0.00	\$ 52,586	\$39,414 Council Approved TxDOT Aviation Project
05-627-5601	CIP - REPAIRS/TRACTOR	\$0.00	\$0.00	\$0.00	\$27,500.00	\$27,500.00	\$0.00	\$ -	OPERATIONAL \$ 22,668
TOTAL		\$587,762.51	\$920,187.77	\$648,148.50	\$633,600.00	\$379,763.10	\$ 661,600	\$ 28,000	\$ 28,000



FY 2020-2021 ADOPTED BUDGET

HOTEL - TOURISM

TOURISM							
REVENUE	FY 19-20 Budget	Proposed 20-21	difference	EXPENSES	FY 19-20 Budget	Proposed 20-21	difference
TOURISM	\$625,000.00	\$ 425,000	\$ (200,000)	TOURISM	\$ 625,000	\$ 425,000	\$ (200,000)
		DIFFERENCE	\$ 0				
Employee Cost of Living	3%			TOTAL SALARY DIFFERENCE	\$	(29,253)	
Health Insurance Increase	8%			TOTAL EMPLOYEE BENEFITS DIFFERENCE	\$	(9,841)	
Liability/Property Ins Increase	10%			TOTAL OPERATIONAL COSTS DIFFERENCE	\$	(160,906)	
Workman's Comp Increase	10%						
2021 Retirement Rate	2.24%						
Unemployment Rate Increase	10%						
2020-2021 PRIORITIES							
	Rebuild Tourism - Advertising						

FY 2019-2020 Estimated Fund Balance		FY 2019 - 2020 Estimated Reserves	
***Assigned to HOT Funds			
Beginning Fund Balance 9/30/2019	\$ 979,232.00	TexStar	\$ 610.00
2019-2020 Projected Year End - Revenue	\$ 547,562.00	TXClass - Capital Improvements	\$ 572,150.00
2019-2020 Projected Year End - Expenses	\$ 449,787.00	TXClass - Airport Reserve	\$ 28,250.00
Restricted Fund Balance	\$ -	TXClass - HOT Reserve	\$ 86,000.00
Committed Fund Balance	\$ -		
Other Committed Fund Balance	\$ -	TXClass - Creek Project	\$ 228,000.00
Unassigned Fund Balance	\$ -	TXClass - Fire Dept	\$ 196,500.00
Estimated Total Fund Balance	\$ 1,077,007.00	TXClass - Water/Sewer Infrastructure	\$ 780,000.00
Difference	\$ 97,775.00		

HOTEL OCCUPANCY TAX REVENUE						
ACCOUNT NUMBER	DESCRIPTION	2016-2017	2017-2018	2018-2019	2019-2020	PROPOSED
		Actual	Actual	Actual	Amended Budget	Budget 2020-2021
06-556-0408	HOT HOTEL OCCUPANCY TAX	\$0.00	\$0.00	\$0.00	\$625,000.00	\$ 425,000
06-556-0410	HOT INTEREST ACCT #7082339	\$2,504.70	\$9,181.09	\$15,458.10	\$0.00	\$6,270.92
06-556-0411	TEXAS CLASS - INTEREST	\$834.66	\$1,489.06	\$2,071.79	\$0.00	\$914.61
06-556-0501	HOT - ALPINE LODGING	\$35,420.02	\$30,599.24	\$19,907.34	\$0.00	\$6,111.75
06-556-0502	HOT - ANTELOPE LODGE	\$11,399.08	\$15,625.41	\$23,233.79	\$0.00	\$14,695.84
06-556-0503	HOT - QUALITY INN	\$160,744.91	\$98,293.76	\$96,438.49	\$0.00	\$41,656.42
06-556-0504	HOT - HIGHLAND INN	\$5,000.00	\$3,000.00	\$3,000.00	\$0.00	\$0.00
06-556-0505	HOT - THE HOLLAND HOTEL	\$65,629.59	\$60,973.00	\$59,419.00	\$0.00	\$30,564.49
06-556-0506	HOT - LA LOMA INN	\$0.00	\$0.00	\$0.00	\$0.00	\$0.00
06-556-0507	HOT - MOTEL BIEN VENIDO	\$3,694.00	\$0.00	\$0.00	\$0.00	\$0.00
06-556-0508	HOT - OAK TREE INN	\$16,264.10	\$17,788.02	\$17,148.59	\$0.00	\$10,207.74
06-556-0509	HOT - STUDIO GUEST HOUSE	\$0.00	\$616.08	\$0.00	\$0.00	\$0.00
06-556-0511	HOT - SUNDAY HOUSE MOTOR INN	\$49,112.71	\$45,794.58	\$35,240.17	\$0.00	\$14,432.84
06-556-0512	HOT - THE WHITE HOUSE INN	\$35.00	\$0.00	\$73.71	\$0.00	\$0.00
06-556-0513	HOT - THE MAVERICK INN	\$38,301.31	\$37,549.00	\$34,420.00	\$0.00	\$17,991.00
06-556-0514	HOT - QUARTER CIRCLE 7 (FORMALL	\$54,102.57	\$61,044.46	\$38,101.78	\$0.00	\$26,456.18
06-556-0515	HOT - ALPINE GUEST LOFTS	\$0.00	\$1,169.89	\$0.00	\$0.00	\$843.12
06-556-0516	HOT - HAMPTON INN	\$125,020.09	\$139,954.73	\$107,429.83	\$0.00	\$104,550.14
06-556-0517	HOT - BREWSTER CO. LODGING	\$1,791.71	\$2,565.41	\$2,113.66	\$0.00	\$958.42
06-556-0518	HOT - CASA VIDA	\$1,749.46	\$1,613.57	\$913.63	\$0.00	\$783.84
06-556-0519	HOT - HOLIDAY INN EXPRESS	\$152,708.82	\$184,613.87	\$119,951.74	\$0.00	\$100,132.27
06-556-0520	HOT - STONE HOUSE	\$0.00	\$0.00	\$0.00	\$0.00	\$0.00
06-556-0521	CAVE MESA	\$1,604.75	\$594.75	\$1,880.39	\$0.00	\$1,301.22
06-556-0522	CASITA OM	\$0.00	\$0.00	\$0.00	\$0.00	\$0.00
06-556-0523	LITTLE TIN GUEST HOUSE	\$875.07	\$956.20	\$640.35	\$0.00	\$0.00
06-556-0524	SUNSHINE RENTALS	\$303.00	\$0.00	\$0.00	\$0.00	\$0.00
06-556-0525	HOT - AMERICANA GUEST QTRS	\$0.00	\$314.00	\$0.00	\$0.00	\$0.00
06-556-0526	KIOWA 2	\$1,019.03	\$2,823.13	\$0.00	\$0.00	\$0.00
06-556-0527	BUDDY/LESLIE BISE	\$378.42	\$0.00	\$0.00	\$0.00	\$0.00
06-556-0528	KIOWA	\$799.40	\$357.28	\$0.00	\$0.00	\$0.00
06-556-0529	Alpine Vacation Rentals, LLC	\$4,954.59	\$3,852.76	\$2,470.40	\$0.00	\$3,171.92

ACCOUNT NUMBER	DESCRIPTION	2016-2017	2017-2018	2018-2019	2019-2020	2019-2020	PROPOSED
		Actual	Actual	Actual	Amended Budget	Actual	BUDGET 2020-2021
06-656-0530	HOT- ALPINE CREEK COTTAGE	392.08	220.00	918.96		1,755.04	
06-556-0531	HUANG	\$1,543.90	\$0.00	\$0.00		\$0.00	\$ -
06-556-0532	Lockhart Hacienda		\$892.68	\$1,557.70		\$1,138.50	\$ -
06-556-0533	HOT - TINY HOUSE		\$158.27	(\$700.21)		\$0.00	
06-556-0534	HOT - ALPINE GUEST LODGING		\$1,195.73	\$0.00		\$0.00	
06-556-0535	MARSHA WELLS - SOLE PROP		\$54.25	\$294.44		\$893.12	
06-556-0536	CASA BLANCA			\$3,305.99		\$2,074.30	
06-556-0537	TEXANA COTTAGE - ZIMMER			\$1,313.40		\$1,901.03	
06-556-0538	DESERT PEARL			\$728.00		\$605.22	
06-556-0539	PURPLE DOOR GUESTHOUSE			\$498.65		\$629.95	
06-556-0540	SUE'S CASA			\$2,194.27		\$675.40	
06-556-0541	JESSICA POSTOL - AIRBNB			\$533.96		\$407.21	
06-556-0542	R&S GARCIA			\$39.48		\$196.91	
06-556-0543	RIPPEL - BRBO			\$568.15		\$548.58	
06-556-0544	DOWNTOWN CASITA - WILLIAMS			\$203.08		\$994.93	
06-556-0545	PAJARO BLANCO - ANNE HILSCHER			\$68.44		\$186.64	
06-556-0546	TED ST CASITA - BOW			\$41.00		\$112.68	
06-556-0547	ALPINE SUNSET RETREAT			\$0.00		\$61.11	
06-556-0548	BOMBERO 18, LLC			\$0.00		\$344.61	
06-556-0549	LANDGRIDGE LODGE			\$0.00		\$242.52	
06-556-0550	LUXURY FARM HOUSE			\$0.00		\$468.65	
06-556-0551	WEST TEXAS GETAWAY			\$0.00		\$18.90	
06-556-0552	ALPINE PROPERTY RENTALS			\$0.00		\$1,407.42	
06-556-0553	SKYE BLUE SERVICES - PEACH HOUSE			\$0.00		\$260.14	
06-556-0554	QUIETT - HANCOCK HOUSE			\$0.00		\$178.50	
06-556-0555	TEXSKY - BIRDNEST			\$0.00		\$181.00	
06-556-0556	HINSHAW - CASE PINON			\$0.00		\$340.38	
06-556-0557	EVANS - MURAL HOUSE			\$0.00		\$324.11	
06-556-0558	CONCHA RAMOS			\$0.00		\$607.90	
06-556-0559	WINDMILL HOUSE - HURST			\$0.00		\$160.30	
06-556-0560	EL NIDO - SANDRA PRATT			\$0.00		\$126.72	
06-556-0561	KIM LANGRIDGE - LANGRIDGE LODGE			\$0.00		\$72.65	
05-556-0562	COVINGTON - BEACH HOUSE			\$0.00		\$269.95	
06-556-9920	MISC/CONTRIBUTIONS	\$87.36	\$20,412.68	\$0.00		\$0.00	\$ -
06-599-9100	SYSTEM ADDED TRANSFER IN	\$0.00	\$0.00	\$0.00		\$0.00	\$ -
06-599-9110	SYSTEM ADDED TRANSFER OUT	\$0.00	\$0.00	\$0.00		\$0.00	\$ -
06-599-9120	SYSTEM ADDED TRANSFER WITHIN	\$0.00	\$0.00	\$0.00		\$0.00	\$ -
TOTAL		\$736,270.33	\$743,702.90	\$591,478.07	\$625,000.00	\$398,227.09	\$ 425,000

HOTEL OCCUPANCY - TOURISM EXPENSES									
ACCOUNT NUMBER	DESCRIPTION	2016-2017	2017-2018	2018-2019	2019-2020	PROPOSED BUDGET		NOTES	DIFFERENCE
		Actual	Actual	Actual	Budget	Actual	2020-2021		
06-656-0100	7 % FISCAL FEE			\$0.00	\$45,440.00	\$34,080.00	\$ 46,803		
06-656-0101	SALARIES - VISITOR CENTER EMP			\$59,167.35	\$64,603.00	\$27,751.49	\$ 35,350	SALARIES	\$ (29,253)
06-656-0103	OVERTIME			\$494.40	\$0.00	\$0.00	\$ -		
06-656-0201	SOCIAL SECURITY			\$4,400.73	\$4,942.00	\$2,151.96	\$ 2,697		
06-656-0202	INSURANCE			\$15,348.52	\$16,800.00	\$5,584.28	\$ 9,072	BENEFITS	\$ (9,841)
06-656-0203	RETIREMENT			\$733.98	\$692.00	\$323.51	\$ 792		
06-656-0204	UNEMPLOYMENT			\$138.47	\$324.00	\$110.14	\$ 356		
06-656-0205	WORKMENS COMP			\$0.00	\$0.00	\$0.00	\$ -		
06-656-0501	VC - SUPPLIES			\$974.50	\$2,500.00	\$890.08	\$ 2,500		
06-656-1001	MISC/VOIDED			\$0.00	\$0.00	\$0.00	\$ -		
06-656-1101	VC - ELECTRICITY			\$1,213.77	\$700.00	\$742.29	\$ 1,500		
06-656-1500	VC - TRAINING			\$13.26	\$4,200.00	\$0.00	\$ 2,000		
06-656-1501	VC - TRAVEL			\$573.34	\$0.00	\$0.00	\$ -		
06-656-1602	VC - POSTAGE			\$142.71	\$1,000.00	\$0.00	\$ 1,000		
06-656-1700	IT EQUIPMENT/ SOFTWARE			\$0.00	\$0.00	\$0.00	\$ 1,400		
06-656-1801	VC - SUBSCRIPTIONS			\$0.00	\$1,000.00	\$0.00	\$ -		
06-656-1900	VC - PRINTING/ADVERTISING			\$9,788.78	\$0.00	\$0.00	\$ 500		
06-656-2121	FACILITY MAINT/EQUIPMENT			\$7,557.65	\$12,000.00	\$14,644.79	\$ 32,000		
06-656-2700	VC - TELEPHONE/INTERNET			\$1,875.03	\$1,200.00	\$1,269.84	\$ 1,600		
06-656-5102	PROMO PLAN - DIRECTOR CONTRACT			\$68,649.96	\$68,650.00	\$48,055.04	\$ 70,710		
06-656-5104	PROMOTION/ADVERTISING			\$242,224.04	\$271,649.00	\$115,187.25	\$ 121,363		
06-656-5105	PROMOTION OF ARTS			\$28,616.18	\$55,400.00	\$21,671.75	\$ 21,672		
06-656-5106	HISTORICAL RESTO.			\$21,750.00	\$11,000.00	\$12,910.17	\$ 21,672		
06-656-5109	SPORTING EVENTS			\$13,000.00	\$13,000.00	\$3,000.00	\$ 21,672		
06-656-5111	TRANSPORTATION			\$0.00	\$0.00	\$1,267.01	\$ 21,672		
06-656-5113	SIGNAGE			\$6,615.61	\$10,000.00	\$525.00	\$ 8,669		
06-656-5200	CIVIC CENTER REMODEL			\$0.00	\$39,900.00	\$0.00	\$ -		
06-656-9999	RESERVES - FINANCIAL POLICY			\$0.00	\$0.00	\$0.00	\$ -	OPERATIONAL	\$ (160,906)
TOTAL		\$445,858.73	\$493,732.33	\$483,278.28	\$625,000.00	\$290,164.60	\$ 425,000	TOTAL	\$ (200,000)



FY 2020-2021 ADOPTED BUDGET

GAS DEPARTMENT

GAS DEPARTMENT							
REVENUE	FY 19-20 Budget	Proposed 20-21	difference	EXPENSES	FY 19-20 Budget	Proposed 20-21	difference
GAS	\$1,954,500.00	\$ 2,168,730	\$ 214,230	GAS	\$ 1,954,500	\$ 2,168,730	\$ 214,230
		DIFFERENCE	\$ 0				
Employee Cost of Living	3%						
Health Insurance Increase	8%						
Liability/Property Ins Increase	10%			TOTAL SALARY DIFFERENCE		\$ 1,067	
Workman's Comp Increase	10%			TOTAL EMPLOYEE BENEFITS DIFFERENCE		\$ 16,572	
2021 Retirement Rate	2.24%			TOTAL OPERATIONAL COSTS DIFFERENCE		\$ 196,591	
Unemployment Rate Increase	10%			GREEN FILED ITEMS REPRESENT CAPITAL IMPROVEMENTS/ASSETS			
2020-2021 PRIORITIES							
Leak Survey							
DIMP							

FY 2019-2020 Estimated Net Position	FY 2019 - 2020 Estimated Reserves	
Beginning Net Position as of 9/30/2019	TexStar \$ 610.00	
2019-2020 Projected Year End - Revenue	TXClass - Capital Improvements \$ 572,150.00	Dedicated to Street Improvement
2019-2020 Projected Year End - Expenses	TXClass - Airport Reserve \$ 28,250.00	
Net Investment in Capital Assets	TXClass - HOT Reserve \$ 86,000.00	
Restricted for Federal and State Grants		
Restricted for Landfill Closure Costs	TXClass - Creek Project \$ 228,000.00	\$50,000 dedicated to Splash Park
Restricted for Debt Service		
Unrestricted	TXClass - Fire Dept \$ 196,500.00	
Estimated Net Position	TXClass - Water/Sewer Infrastructure \$ 780,000.00	
Difference		

GAS DEPARTMENT REVENUES							2019-2020	2019-2020	PROPOSED			
ACCOUNT NUMBER	DESCRIPTION	2016-2017 Actual	2017-2018 Actual	2018-2019 Actual	Amended Budget	Actual	2019-2020 Actual	BUDGET 2020-2021				
08-558-0110	Natural Gas Sales - Alpine	\$1,325,629.50	\$1,371,910.40	\$1,525,650.42	\$1,550,000.00	\$1,206,963.11	\$ 1,677,000					
08-558-0120	Natural Gas Sales - Ft. Davis	\$225,862.93	\$244,874.95	\$267,066.90	\$275,000.00	\$224,642.90	\$ 309,000					
08-558-0200	Service Fees - Alpine	\$15,010.00	\$17,350.00	\$14,135.00	\$15,000.00	\$7,225.00	\$ 15,000					
08-558-0201	Service Fees - Ft. Davis	\$2,700.00	\$3,125.00	\$3,350.00	\$3,500.00	\$1,275.00	\$ 3,500					
08-558-0240	Service Tap Fees-Alpine	\$1,250.00	\$500.00	\$4,125.00	\$4,000.00	\$3,307.86	\$ 4,000					
08-558-0241	Service Tap Fees - Ft. Davis	\$0.00	\$0.00	\$1,250.00	\$1,500.00	\$1,000.00	\$ 1,500					
08-558-0250	Penalty Fees - Alpine	\$8,387.69	\$8,406.31	\$10,571.30	\$10,000.00	\$4,437.99	\$ 8,000					
08-558-0251	Penalty Fees - Ft. Davis	\$1,635.91	\$1,704.99	\$2,124.36	\$2,000.00	\$1,232.23	\$ 1,800					
08-558-0400	MISC. INCOME	\$16,509.74	\$7,890.80	\$278.48	\$2,000.00	\$274.51	\$ 2,000					
08-558-0401	GAS BANK ACCT INT	\$5,868.76	\$14,722.94	\$24,052.97	\$25,000.00	\$9,992.79	\$ 25,000					
08-558-0402	WC REIMBURSEMENT	\$1,018.68	\$0.00	\$0.00	\$0.00	\$0.00	\$ -					
08-558-0403	WTG ROYALTIES	\$5,160.13	\$4,579.73	\$5,281.20	\$5,000.00	\$0.00	\$ 5,000					
08-558-0404	VIRTUS	\$100.45	\$0.00	\$0.00	\$0.00	\$0.00	\$ -					
08-558-0500	Sales Taxes Collected	\$0.00	\$52,789.52	\$56,680.30	\$58,000.00	\$41,597.74	\$ 58,000					
08-558-7000	BILLING ADJUSTMENTS	(\$26,277.94)	(\$2,917.59)	\$875.94	\$0.00	(\$1,241.43)	\$ -					
08-558-7001	CUSTOMER DEPOSIT INTEREST		\$903.75	\$3,340.87	\$3,500.00	\$1,284.79	\$ 1,850					
08-558-9000	AUCTION		\$200.00	\$0.00	\$0.00	\$0.00	\$ -					
08-599-9100	TRANSFER IN	\$0.00	\$0.00	\$0.00	\$0.00	\$0.00	\$ 57,080					
08-599-9110	TRANSFER OUT	\$0.00	(\$107,505.30)	\$0.00	\$0.00	\$0.00	\$ -					
TOTAL							\$1,582,855.85	\$1,618,535.50	\$1,918,782.74	\$1,954,500.00	\$1,501,992.49	\$ 2,168,730

GAS DEPARTMENT EXPENSES											
ACCOUNT NUMBER	DESCRIPTION	2016-2017		2018-2019		2019-2020		2019-2020		NOTES	DIFFERENCE
		Actual		Actual	Actual	Amended Budget	Actual	Budget	2020-2021		
08-658-0090	ADMINISTRATIVE FEE	\$128,180.00	\$121,856.00	\$101,204.00	\$369,352.47	\$135,840.00	\$101,880.00	\$140,276			
08-658-0100	FRANCHISE FEE	\$81,570.86	\$84,661.13	\$91,840.61		\$97,725.00	\$70,253.40	\$108,437			
08-658-0101	SALARIES	\$358,777.36	\$367,924.80	\$369,352.47	\$421,428.00	\$421,428.00	\$279,446.68	\$421,377		Includes 1/2 of Utility Billing SALARIES	\$ 1,067
08-658-0103	OVERTIME	\$33,121.81	\$30,127.90	\$2,913.95	\$19,951.00	\$19,951.00	\$5,535.08	\$21,069			
08-658-0201	SOCIAL SECURITY	\$28,486.40	\$29,091.37	\$29,455.82	\$28,206.00	\$28,206.00	\$20,855.95	\$33,759			
08-658-0202	INSURANCE - GROUP	\$66,285.56	\$57,175.73	\$56,546.70	\$58,800.00	\$58,800.00	\$41,337.63	\$63,504			
08-658-0203	RETIREMENT	\$4,608.76	\$4,895.70	\$4,578.86	\$4,609.00	\$4,609.00	\$3,222.60	\$9,911			
08-658-0204	UNEMPLOYMENT	\$78.75	\$1,312.12	\$253.27	\$1,134.00	\$1,134.00	\$1,142.80	\$1,247			
08-658-0205	INS - WORKMEN'S COMP	\$4,395.54	\$7,896.00	\$6,570.75	\$9,000.00	\$9,000.00	\$4,894.16	\$9,900		BENEFITS	\$ 16,572
08-658-0410	Natural Gas Purchases - Alpine	\$469,923.08	\$458,201.17	\$409,977.02	\$415,000.00	\$415,000.00	\$332,796.66	\$415,000			
08-658-0420	Natural Gas Purchases - Ft. Davis	\$77,969.60	\$64,732.96	\$89,152.08	\$90,000.00	\$90,000.00	\$46,398.93	\$90,000			
08-658-0500	UNIFORM EXPENSE	\$7,467.00	\$6,774.67	\$0.00	\$0.00	\$0.00	\$0.00	\$-			
08-658-0501	OFFICE SUPPLIES			\$3,888.31	\$3,500.00	\$3,500.00	\$1,088.88	\$3,500			
08-658-0502	FIELD SUPPLIES			\$10,565.40	\$11,000.00	\$11,000.00	\$9,363.11	\$15,000			
08-658-0503	SAFETY EQUIPMENT			\$3,225.31	\$5,000.00	\$5,000.00	\$1,174.28	\$40,000			
08-658-0510	UNIFORMS			\$6,374.59	\$7,000.00	\$7,000.00	\$4,764.38	\$8,000			
08-658-0600	EQUIPMENT MAINT.	\$8,088.16	\$8,004.45	\$5,391.78	\$9,000.00	\$9,000.00	\$2,947.37	\$8,000			
08-658-0701	VEHICLE MAINT	\$11,067.34	\$9,199.20	\$2,844.29	\$3,000.00	\$3,000.00	\$12,569.16	\$8,000			
08-658-0800	CP & METER MAINT	\$6,030.04	\$1,442.92	\$8,184.60	\$8,000.00	\$8,000.00	\$2,258.97	\$8,250			
08-658-0900	FUEL & OIL	\$11,562.49	\$13,071.48	\$11,158.22	\$13,000.00	\$13,000.00	\$7,484.30	\$13,000			
08-658-1001	MISC/VOIDED	(\$5,728.84)	(\$7.06)	\$0.00	\$0.00	\$0.00	\$0.00	\$-			
08-658-1100	METERS	\$14,471.68	\$22,929.70	\$17,889.02	\$20,000.00	\$20,000.00	\$0.00	\$25,000			
08-658-1101	Electricity	\$3,107.48	\$4,281.77	\$3,619.79	\$5,000.00	\$5,000.00	\$2,017.00	\$5,000			
08-658-1200	Distribution System Maint	\$26,863.29	\$35,332.89	\$16,717.63	\$35,000.00	\$35,000.00	\$26,231.72	\$35,000			
08-658-1300	FIELD SUPPLIES	\$16,986.82	\$17,215.19	\$0.00	\$0.00	\$0.00	\$0.00	\$-			
08-658-1301	INSURANCE - GENERAL/AUTO LIABILITY	\$12,021.95	\$14,434.57	\$13,409.08	\$16,000.00	\$16,000.00	\$9,923.28	\$16,000			
08-658-1400	EQUIPMENT RENTAL	\$5,000.00	\$1,880.69	\$4,929.26	\$2,500.00	\$2,500.00	\$2,311.93	\$4,500			
08-658-1500	TRAINING	\$8,246.42	\$7,879.42	\$3,895.10	\$4,000.00	\$4,000.00	\$11,642.50	\$10,000			
08-658-1501	TRAVEL				\$10,000.00	\$10,000.00	\$4,509.44	\$7,500			
08-658-1600	POSTAGE/FREIGHT	\$8,044.29	\$11,155.34	\$9,380.02	\$10,000.00	\$10,000.00	\$9,434.77	\$15,000			
08-658-1650	Copy Expense	\$86.12	\$0.00	\$11,882.56	\$1,000.00	\$1,000.00	\$0.00	\$-			
08-658-1700	FY19 IT EQUIPMENT/SOFTWARE	\$0.00	\$0.00	\$0.00	\$9,000.00	\$9,000.00	\$11,393.66	\$15,000			
08-658-1800	PENALTIES/FINES	\$2,500.00	\$0.00	\$8,455.99	\$0.00	\$0.00	\$0.00	\$5,000			
08-658-1900	TRAVEL & TRAINING	\$6,520.14	\$6,353.84	\$0.00	\$0.00	\$0.00	\$0.00	\$-			
08-658-1901	ROAD REPAIR	\$75,000.00	\$525.00	\$0.00	\$20,000.00	\$20,000.00	\$20,000.00	\$30,000			

ACCOUNT NUMBER	DESCRIPTION	2016-2017		2017-2018		2018-2019		2019-2020		2019-2020		PROPOSED BUDGET	
		Actual		Actual	Actual	Actual	Actual	Amended Budget	Actual	Actual	Budget	2020-2021	
08-658-2200	CONSULTING/CONTRACT FEES	27,524.76		33,077.79	24,041.62	25,000.00		8,197.99	\$	15,000			
08-658-2300	RR COMMISSION FEES	\$2,847.50		\$2,835.50	\$2,821.50	\$5,000.00		\$2,795.50	\$	5,000			
08-658-2400	DIG TESS/TEXAS 811	\$1,115.30		\$574.75	\$918.40	\$1,200.00		\$213.75	\$	12,000			
08-658-2500	TML INS/TMP	\$0.00		\$0.00	\$0.00	\$0.00		\$0.00	\$	-			
08-658-2600	Certification Expense	\$20,245.79		\$2,795.00	\$0.00	\$0.00		\$0.00	\$	-			
08-658-2700	Telephone Expense	\$8,546.78		\$8,561.70	\$8,363.78	\$10,000.00		\$5,221.93	\$	8,000			
08-658-2750	Cell Phone Expense	\$4,769.01		\$4,469.83	\$4,444.20	\$5,000.00		\$2,653.79	\$	4,500			
08-658-2800	DRUG TESTING	\$810.00		\$203.50	\$808.50	\$500.00		\$612.50	\$	6,000			
08-658-2900	DUES & MEMBERSHIPS	\$480.00		\$440.00	\$482.00	\$1,000.00		\$490.00	\$	1,000			
08-658-3000	OFFICE SUPPLIES	\$9,070.79		\$6,896.90	\$0.00	\$0.00		\$0.00	\$	-			
08-658-3050	PAP/DAMAGE PREVENTION	\$7,145.82		\$8,193.79	\$7,323.95	\$8,000.00		\$4,248.14	\$	8,500			
08-658-3100	ADVERTISING	\$2,371.00		\$2,055.12	\$1,315.00	\$2,000.00		\$965.38	\$	2,500			
08-658-3200	COMPUTER SERVICE	\$3,995.55		\$4,857.47	\$0.00	\$0.00		\$0.00	\$	-			
08-658-3300	SECURITY	\$0.00		\$0.00	\$0.00	\$0.00		\$0.00	N/A				
08-658-3800	BUILDING MAINT.	\$1,124.83		\$1,249.10	\$8,819.98	\$1,000.00		\$327.54	\$	25,000			
08-658-3900	Sales Taxes Remitted to State	\$43,894.58		\$49,331.25	\$51,627.71	\$52,000.00		\$37,649.75	\$	52,000			
08-658-8001	FY 18 LEASED VEHICLE	\$0.00		\$6,758.98	\$41,468.72	\$42,000.00		\$25,789.59	\$	55,000			
08-658-9800	CIP - KABOTA	\$0.00		\$0.00	\$19,284.25	\$20,000.00		\$0.00	\$	55,000			
08-658-9810	CIP - STOPPLE	\$3,156.27		\$0.00	\$6,928.11	\$6,500.00		\$0.00	\$	8,000			
08-658-9811	CIP - RATIFIER					\$22,936.00		\$0.00	\$	50,000			
08-658-9999	RESERVES - FISCAL POLICY					\$278,671.00		\$557,342.00	\$	275,000			OPERATIONAL \$ 196,591
TOTAL		\$1,607,830.08	\$1,520,649.63	\$1,482,304.20	\$1,954,500.00	\$1,693,386.50	\$ 2,168,730						TOTAL \$ 214,230



FY2021 ADOPTED BUDGET

DEBT SERVICE

INTEREST & SINKING REVENUE						
ACCOUNT NUMBER	DESCRIPTION	2016-2017	2017-2018	2018-2019	2019-2020	PROPOSED BUDGET 2020-2021
		Actual	Actual	Actual	Amended Budget	2019-2020 Actual
75-534-0410	CURRENT I & S ADVALOREM	\$271,418.96	\$211,695.36	\$144,143.76	\$146,918.00	\$139,608.33
75-534-0420	DELINQUENT I & S	\$10,185.83	\$7,166.33	\$5,753.42	\$0.00	\$4,327.10
75-534-0502	PENALTY & INTEREST	\$7,561.42	\$5,900.79	\$5,202.81	\$0.00	\$3,780.45
75-534-0503	INTEREST/MISC	\$71.00	\$402.58	\$0.00	\$0.00	\$0.00
75-534-0504	WATER/SEWER DEBT	\$453,083.00	\$393,511.00	\$0.00	\$0.00	\$0.00
75-534-7001	I&S BANK INTEREST		\$531.00	\$1,568.90		\$706.67
75-599-9100	SYSTEM ADDED TRANSFER IN	\$0.00	\$0.00	\$0.00	\$0.00	\$0.00
75-599-9110	SYSTEM ADDED TRANSFER OUT	\$0.00	\$0.00	\$0.00	\$0.00	\$0.00
TOTAL		\$742,320.21	\$619,207.06	\$156,668.89	\$146,918.00	\$148,422.55
INTEREST & SINKING EXPENSES						
ACCOUNT NUMBER	DESCRIPTION	2016-2017	2017-2018	2018-2019	2019-2020	PROPOSED BUDGET 2020-2021
		Actual	Actual	Actual	Amended Budget	2019-2020 Actual
75-600-0200	PRINCIPAL - CO SERIES 2011	\$28,000.00	\$28,000.00	\$30,800.00	\$30,800.00	\$30,800.00
75-600-0201	INTEREST - CO SERIES 2011	\$23,333.00	\$22,148.00	\$20,904.75	\$20,905.00	\$9,041.63
75-600-0300	PRINCIPAL - GO SERIES 2011	\$195,000.00	\$144,000.00	\$78,000.00	\$81,000.00	\$81,000.00
75-600-0301	INTEREST - GO SERIES 2011	\$27,209.00	\$21,168.00	\$17,212.65	\$17,213.00	\$8,392.48
75-601-0200	PRINCIPAL - CO SERIES 2011	\$22,000.00	\$22,000.00	\$0.00	\$0.00	\$0.00
75-601-0201	INTEREST - CO SERIES 2011	\$18,332.50	\$17,402.51	\$0.00	\$0.00	\$0.00
75-601-0300	PRINCIPAL - GO SERIES 2011	\$130,000.00	\$96,000.00	\$0.00	\$0.00	\$0.00
75-601-0301	INTEREST - GO SERIES 2011	\$18,139.09	\$14,112.64	\$0.00	\$0.00	\$0.00
75-601-0400	PRINCIPAL - CO 2005 TWDB	\$138,000.00	\$138,000.00	\$0.00	\$0.00	\$0.00
75-601-0401	CO 2005 TWDB	\$0.00	\$0.00	\$0.00	\$0.00	\$0.00
75-601-0700	PRINCIPAL - RB SERIES 2003A	\$75,000.00	\$80,000.00	\$0.00	\$0.00	\$0.00
75-601-0701	INTEREST - RB SERIES 2003A	\$17,897.50	\$14,747.50	\$0.00	\$0.00	\$0.00
75-602-0500	PRINCIPAL - ARREATOR	\$21,271.31	\$0.00	\$0.00	\$0.00	\$0.00
75-602-0501	INTEREST - ARREATOR	\$950.99	\$0.00	\$0.00	\$0.00	\$0.00
75-602-0600	PRINCIPAL - CO 12 COMBO RE	\$10,000.00	\$10,000.00	\$0.00	\$0.00	\$0.00
75-602-0601	INTEREST - CO 12 COMBO REV	\$1,721.20	\$1,377.50	\$0.00	\$0.00	\$0.00
TOTAL		\$726,854.59	\$608,956.15	\$146,917.40	\$149,918.00	\$129,234.11

2020-2021 Debt Payments						
Description of Debt	Principal	Interest	Unencumbered	General Fund	Total Payment	
RB W&S System Series 2003 A	\$90,000.00	\$4,005.00	\$94,005.00		\$94,005.00	
CO Series 2005 TWDB	\$138,000.00	\$0.00	\$138,000.00		\$138,000.00	
CO Series 2011	\$60,000.00	\$32,571.00	\$40,731.24	\$51,839.76	\$92,571.00	
GO Refunding Bonds Series 2011	\$140,000.00	\$19,065.79	\$63,626.32	\$95,439.47	\$159,065.79	
CO Combo Tax & Revenue Series 2012	\$11,000.00	\$485.80	\$11,485.80		\$11,485.80	
Sewer - Arreators	\$0.00	\$0.00	\$0.00		\$0.00	
		Total	\$347,848.36	\$147,279.23	\$495,127.59	
General Fund Breakdown						
				Water Fund Breakdown		
Refunding	\$84,000.00	\$11,439.47		\$56,000.00	\$7,626.32	
2011 Series	\$33,600.00	\$18,239.76		\$26,400.00	\$14,331.24	



FY 2020-2021 ADOPTED BUDGET

5 YEAR CAPITAL PLAN

Department	Item	Fiscal Year	Amount	Priority	Funding Strategy	Notes
Airport	2024ALPIN	2020-2022	\$920,000	1	TxDOT Aviation - 90% funded by Grants, 10% Funded Local	Engineering being complete in 2020.
Airport	2024APINE	2021	\$590,000	2	TxDOT Aviation - 90% funded by Grants, 10% Funded Local	
Airport	Rotator Beacon	2021	\$10,000	1	CARES Act or Ramp Grant	
Airport	Additional Sealcoating	2021-2023	\$500,000	2	TxDOT Aviation - 90% funded by Grants, 10% Funded Local	
Airport	AWOS replacement/relocation	2022	\$150,000	1	TxDOT Aviation - 90% funded by Grants, 10% Funded Local	
Airport	Update Airport Master Plan and Airport Layout Plan	2022-2023	\$150,000	2	TxDOT Aviation - 90% funded by Grants, 10% Funded Local	
Department	Item	Fiscal Year	Amount	Priority	Funding Strategy	Notes
Public Works - Parks	SplashPad	2021	\$200,000	2	City has already allocated these dollars.	City has already allocated \$50K to this project.
Public Works - Parks	Tractor - Mower	2022	\$70,000	2	budget.	streets and causeways. Would utilize in alleys where
Public Works - Parks	Kubota Mower	2023	\$45,000	2	via a donation of Public Works budget.	
Public Works - Parks - Grant	TPWD- Trails Grant, 2021-2023 (Phases I-III)	2021-2023	\$400,000	2	Nuevo Park buildout and any additional projects that	The first main project to address is Pueblo Nuevo
Public Works - Streets	Front End Loader	2020	\$150,000	1	this in half. We could also consider a lease.	piece of equipment would allow us to get into the Alleys
Public Works - Streets	Wash Bay Construction	2020	\$15,000	2	From Public Works budget.	location for other departments to utilize.
Public Works - Streets	2 New dump trucks	2021	\$150,000	1	need to consider as part of paving budget. Buying used	completed
Public Works - Streets	Small Maintainer	2021	\$75,000	2	used one for 40-50% of the price	and smaller jobs maintenance jobs around buildings and
Public Works - Streets - Grant/sidewalks, etc		2021	\$225,000	1	curbs in core business area. Est project cost is \$225,000.	
Department	Item	Fiscal Year	Amount	Priority	Funding Strategy	Notes
City Administration	Old Schoolhouse (aka - old Sunshine House)	2020-2023	\$200,000	2	Billing Staff moved over. Target Texas Historical	strategy of restoration is to move City Staff over there and
City Administration	Police Department	2021	\$20,000	2	remainder with grants.	community.
City Administration - Grant	Incubator Space for Economic Development	2022	\$400,000	3	establish an Incubator Business space	level of match and administration by the City if we pursue
Department	Item	Fiscal Year	Amount	Priority	Funding Strategy	Notes
Enforcement	Technology Upgrades	2020-2024	\$15,000	1	General Fund	with iWorQ software tool purchased this fiscal year.
Enforcement	New Vehicle - Code Enforcement	2020-2024	\$24,000	1	Lease program (60 month lease at \$400/month)	Existing Code Enforcement vehicle is end-of-life.
Enforcement - Grant	Strategic Growth & Development Plan	2021	\$10,000	1	Development Plan for the City to include updated zoning.	
Department	Item	Fiscal Year	Amount	Priority	Funding Strategy	Notes
Visitor Center	Outside Benches	2020	\$5,000	2	From HOT Fund	replaced. Also put in new benches as the venue gains
Visitor Center	New HVAC for Visitor Center	2021	\$10,000	2	facility improvement	on the east side of building in the interim.
Visitor Center	Interior Lighting, Wiring and Ceiling Work	2021	\$10,000	2	From HOT Fund	enhance ceiling. This work needs to be done after HVAC
Visitor Center	Room	2022	\$10,000	2	From HOT Fund	will continue to grow in it's community use.
Visitor Center	Outdoor Gazebos (2)	2022	\$7,500	2	From HOT Fund	Ross Avenue. The one on Sul Ross Avenue will also have

Department	Item	Fiscal Year	Amount	Priority	Funding Strategy	Notes
Police	Tasers (current ones are outdated)	2020-2021	\$25,000	2	Targeting grant opportunities first	
Police	New Software for ticketing and Courts	2020-2021	\$25K-\$40K	1	Operating budget	system.
Police	New Body Cams - over three years	2020-2023	\$35,000	1	Targeting grant opportunities first	
Police	Uniforms	2020-2025	\$10K/year	1	General Fund	structure we need to move forward with
Police	License Plate Readers (LPRs)	2021	\$5,000	1	Targeting grant opportunities first	
Police	Two holding Cells	2021-2022	\$250,000	1	Target grant opportunities first.	levels and contemplating adding local holding cells
Police	K-9	2021-2022	\$10,000	2	Target grants and second would be General Fund	\$5-\$8K for the K-9 and additional dollars for training
Animal Control	Security Cameras	2020-2022	\$3,000	2	Through General Fund	
Animal Control	Expand Outside Kennels (Fencing and Cover)	2021	\$17,000	1	Target funding through annual operating budget	Would help with puppy intake and also dog enclosures
Animal Control	Shade Structure	2021	\$10,000	2	Target funding through annual operating budget	
Animal Control	Replace both A/C Units	2021	\$5,000	2	Target funding through annual operating budget	Swamp coolers
Animal Control	Replace one vehicle	2021-2025	\$30,000	2	Operating Budget - lease program through Enterprise	This would be our last vehicle to include in the lease program for ACO
Animal Control	Cremation / Incinerator	2022	\$18,000	1	Look for Grants first, second option is General Fund	High use item for facility
Department	Item	Fiscal Year	Amount	Priority	Funding Strategy	Notes
Municipal Court	New Software - working in collaboration with PD	2020-2021		1		
Department	Item	Fiscal Year	Amount	Priority	Funding Strategy	Notes
Fire Department	Ladder truck	2021	\$500,000	1	CDBG - Fire Ambulance & Service Truck (FAST) grant can provide \$500k towards Ladder truck with a minimum \$5k match (no funding is currently listed)	
Fire Department	Item	Fiscal Year	Amount	Priority	Funding Strategy	Notes
Department	Item	Fiscal Year	Amount	Priority	Funding Strategy	Notes
Utilities	SCADA	2020	\$40,000	1	Target funding through annual operating budget	Will use materials purchased over last two years, but also need to supplement additional materials and labor as outlined in June 2, 2020 meeting.
Utilities	Electrical System	2020	\$50,000	1	Utilize budgeting through operating budget	Will try to complete in 2019-2020 FY
Utilities	Safety Program enhancements - material and training	2020-2022	\$10,000	1	Utilize budgeting through operating budget	
Utilities	Backhoe	2021	\$60,000	1	Utilize budgeting through operating budget	
Utilities	New sewer lines on east side of City	2021-2022	\$450,000	2	Potentially work from reserve dollars	
Utilities	Automated Metering System	2021-2022	\$1.2-\$1.4M	2	Would address through reserves over 2-3 year period	Upgrading to this type of meter will provide better capture of water usage and give citizens more accurate visibility to use of water. We can not 'cost-justify' with labor savings for a meter reader, but would increase billing by having meters that measure more precisely.
Utilities - Grant	Refurbish two inactive wells at Musqueez and other underutilized water wells in current collection system	2021-2023	\$125,000	1	Categorize with other large ticket items to determine if we need to obtain debt financing for critical items and impact of debt service on overall operating budget.	We also could review this project for 2022 CDBG Funding Cycle application
Utilities	Expand Ground Tank Storage at Golf Course effluent tank - utilization of water through KP and KL	2022	\$50K-\$100K	3	Work on grants through our Environmental Services team	This is part of the bigger project that Adelina B is working towards with the Regional Water Planning Group out of Austin
Utilities	Drying Beds	2022-2024	\$30,000	2	Utilize budgeting through operating budget	Restore all six drying beds
Utilities	Manhole additions	2023	\$90,000	2	Target funding through annual operating budget	30 identified manhole needs with an average cost of \$3K each to build with local staff.
Utilities	Clarifiers	2024	\$20,000	1	Utilize budgeting through operating budget	Completed some work in early 2020, anticipate more repair in 3-5 years
Utilities - Gas	Kubota - Mini Excavator and Utility Trailer	2021	\$55,000	1	Fund from annual Gas Budget	
Utilities - Gas	Alternate to Kubota - repair existing Ditch Witch	2020	\$10,000	1	Annual operating budget	This would extend life by 2-5 years and push the \$55K capital cost out to that timeframe.
Utilities - Gas	Rectifier - For Fighting Buck Avenue	2021	\$50,000	1	Annual operating budget	
Utilities - Gas	Combustible Gas Indicators	2020-2023	\$36,000	2	Annual operating budget	Similar to project we did on South Neville Haynes in 2015
Utilities - Gas	A/C Unit for Facility	2023	\$25,000	3	Annual operating budget	Need 6 total (replace 2 of them a year for 3 years). Would cost \$12K a year.